



Massapoag Yacht Club
2015 Small Boat Regatta Sailing Instructions

1 RACING RULES

- 1.1 The regatta will be governed by the rules as defined in the current *Racing Rules of Sailing* (RRS), the rules of each class and these sailing instructions.
- 1.2 RRS Rules 77 and 78 are not applicable.
- 1.3 Class rules shall apply except that sail numbers need not be the boat's or competitor's "official" number, so long as they are unique numbers in each class. Non class legal sails may be permitted with the approval of the race committee. Intensity and APS sails are permitted.

2 ELIGIBILITY

- 2.1 Competitors must have submitted a completed registration form and paid the registration fee prior to the first race.
- 2.2 Competitors must notify the Race Committee of his/her intent to race before the START of the first race

3 NOTICES TO COMPETITORS

Official notices will be posted on the Bulletin Board on the beach at the Massapoag Yacht Club. It is the responsibility of each yacht to check the board for information.

4 CHANGES IN SAILING INSTRUCTIONS

Any change to the sailing instructions will be posted before 0900 hours on the day it will take effect.

5 SIGNALS MADE ASHORE

- 5.1 Signals made ashore will be displayed at the flagstaff on the beach at the Massapoag Yacht Club.
- 5.2 When flag AP is made ashore, the warning signal will be made not less than 15 minutes after removal of AP

6 RACE SCHEDULE

- 6.1 The schedule of events is as follows:

<u>Time</u>	<u>Description</u>
0930	Skippers' Meeting
1000	Races begin
After 1200	On shore break
After break	Races continue
1600	Barbeque and Awards

No race will be started after 15:00. The race committee has the option of modifying this schedule based on weather conditions.

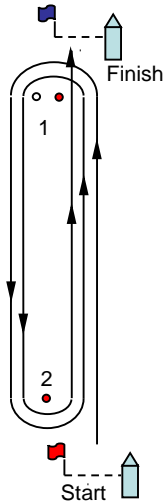
7 RACING AREA

- 7.1 The "ledge" area (bounded by four WHITE "R" marks) is an obstruction. The "taut string", as described in RRS rule 28.2 must lie outside all these marks.
- 7.2 Fletcher's Cove is an obstruction. The "taut string", as described in RRS rule 28.2 must lie outside (to the East) of the white "R" mark.

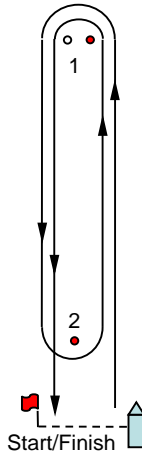
8 THE COURSE

- 8.1 The diagrams in the figure below show the courses, including the order in which marks are to be passed. Additional course information will be displayed on the rack of the Race Committee Boat. It is the intention of the Race Committee to start all races in the direction of the windward mark, the first mark of the course.

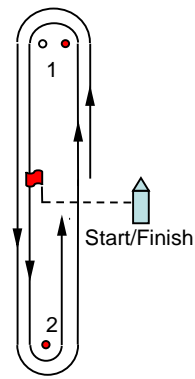
W windward/leeward
separate start and finish
W3 = start-1-2-finish
W5 = start-1-2-1-2-finish
W7 = start-1-2-1-2-1-2-finish



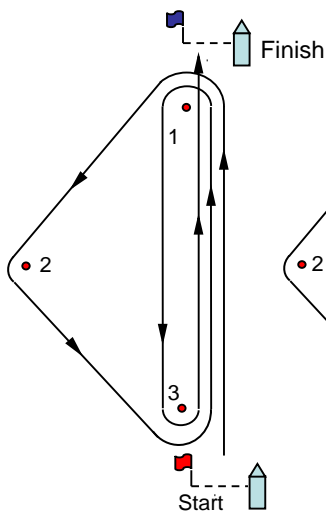
W windward/leeward
start leeward
W2 = start-1-finish
W4 = start-1-2-1-finish
W6 = start-1-2-1-2-1-finish



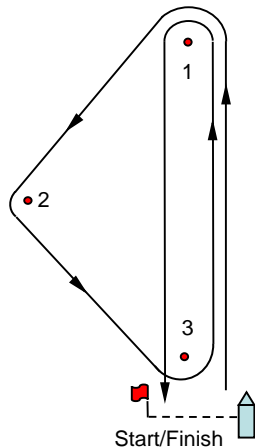
W windward/leeward
start middle
W3 = start-1-2-finish
W5 = start-1-2-1-2-finish
W7 = start-1-2-1-2-1-2-finish



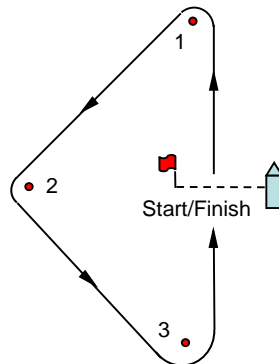
O Olympic
O=start-1-2-3-1-3-finish



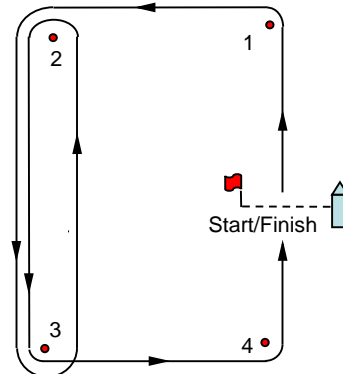
G gold cup
G=start-1-2-3-1-finish



M modified triangle
M=start-1-2-3-finish



B box
B=start-1-2-3-4-finish
BO=start-1-2-3-2-3-4-finish



W Windward – leeward with separate start and finish lines and an upwind finish. Number designations always end in ½.

WA Windward – leeward with start line on the left and finish line on the right. Start finish line may be above or below the leeward mark. Finish is always downwind and number designation is always a whole number.

WB Windward – leeward with start line on the right and finish line on the left. Start finish line is between leeward and windward marks. Finish is always upwind and the number designation always ends in ½.

T Trapezoid. Windward, reach, leeward, reach. Start 1-2-3-4-finish.

TI Trapezoid with windward – leeward leg on inside loop only. Start-1-2-1-3-4-finish

TO Trapezoid with windward – leeward leg on outside loop only. Start-1-3-4-3-4-finish

TO2 Trapezoid with 2 windward – leeward legs on outside loop. Start-1-3-4-3-4-3-4-finish

TIO Trapezoid with windward – leeward legs on both loops. Start-1-2-1-3-4-3-4-finish

O Olympic. Triangle + windward, leeward, windward.

G Gold cup. Triangle + windward, leeward.

M Triangle. (May be 1 or 2)

B Box. Windward, reach, leeward, reach, windward. Start-1-2-3-4-finish

BO Box with a windward – leeward on outside loop. Start-1-2-3-2-3-4-finish

BO2 Box with 2 windward – leeward legs on outside loop. Start-1-2-3-2-3-2-3-4-finish

- 8.2 The Race Committee has the option of using the following variations on the courses above.
1. The relative positions of the start and finish lines and all marks in the above diagrams are approximate.
 2. Start and finish lines may be located at the windward or leeward mark with the mark used as one end of the line
 3. The start/finish configurations shown in the diagrams may be simplified to a single start/finish line. The race committee will verbally notify the racers of this change.
 4. The offset mark in a windward leeward course may be omitted. The race committee will verbally notify the racers of this change.
 5. The race committee has the option of setting a shorter windward leg for any class(s). This course will not have an offset mark. The race committee will verbally notify any fleet that will be using the shorter course, and will describe to them the mark that will be used.
 6. The race committee may substitute a leeward gate for a leeward mark. The race committee will verbally notify the racers of this change.
- 8.3 The identifying letter of the chosen course will be displayed on the Race Committee Boat before or with the warning signal. For courses W, WA, and WB a number will be displayed indicating the number of windward mark roundings. A whole number indicates a downwind finish after the last windward mark rounding. ½ indicates an additional leeward mark rounding after the last windward mark rounding and then a windward finish.
- 8.4 All marks are to be left to PORT, except in the case of leeward gates, which are rounded inside to outside.
- 8.5 When the start/finish line is in the middle of the course, it shall be open (i.e. boats may pass through it while racing).

9 MARKS

- 9.1 Marks 1, 2, 3, and 4 will usually be ORANGE tomatoes. If a shorter windward leg is set, its mark will be a Red ball.
- 9.2 The starting mark will be either a starting pin with an ORANGE flag or an ORANGE tomato.
- 9.3 The finishing mark will be the starting pin with an ORANGE flag, ORANGE tomato, or a finish pin with a BLUE flag.
- 9.4 A YELLOW ball will be used as the new mark when the course is changed after the start.
- 9.5 A WHITE Ball will be used as an Offset mark on a "W" Course.

10 THE START

- 10.1 Races will be started using RRS Appendix S – Sound Signal Starting System. - The table below lists the sound and timing sequence.

<u>Sequence TIME</u>	<u>SOUND SIGNALS</u>	<u>EVENT</u>
	5 blasts then Faint beeping	10 second countdown to Start
3 Min	3 Long Blasts	Warning
2 Min	2 Long Blasts	Preparatory
1:30 Min	1 Long Blast + 3 Short Blasts	
1Minute	1 Long Blast	
30 Sec	3 Short Blasts	
20 Sec	2 Short Blasts	
10 Sec	1 Short Blast	
05 Sec	5 Short Blasts	5, 4, 3, 2, 1 Seconds to Start
START	1 Long Blast	START

- 10.2 One class shall start immediately after the other class for race one, but the timing of all other starts shall be at the discretion of the race committee.
- 10.3 The starting line will be between a staff displaying an ORANGE flag on the Committee Boat and a nearby mark or pin.
- 10.4 Boats whose *warning* signal has not been made shall keep clear of the starting area and of all boats whose *warning* signal has been made.

10.5 A boat shall not start later than 3 minutes after her starting signal.

11 CHANGE OF COURSE AFTER THE START

11.1 A change of course after the start will be signaled before the leading boat has begun the leg, although the new mark may not then be in position. This changes RRS rules 33 (a) and 33 (b).

12 THE FINISH

12.1 When the starting line also serves as the finish line, the finish line will be between a staff displaying an ORANGE flag on the Committee Boat and the starting pin with an ORANGE flag.

12.2 When a mark of the course is used as one end of the finish line, the other end will be a staff displaying an ORANGE flag on the Committee Boat.

12.3 When the finish line is neither a mark of the course nor the starting line, the finish line will be between a staff displaying a BLUE flag on the Committee Boat and a finishing pin with a BLUE flag.

12.4 When the Race Committee Boat is on station, it will be indicated by display of a BLUE flag. Failure of the Race Committee Boat to display this signal will not be grounds for redress. This changes rule 62.1 (a).

13 TIME LIMIT

The time limit from the Starting Signal to the Finish for the first boat will be 45 minutes for each class. A boat that did not finish within 15 minutes after the first boat finishes or within the time limit (whichever is later) shall be scored as DNF.

14 PROTESTS

14.1 Written Protests shall be submitted to the Race Committee not later than 15 minutes after the Race Committee Boat arrives at the dock following the last race of the day.

14.2 A list of the yachts protesting and protested will be posted on the bulletin board and the competitors or their representatives must remain available for a hearing to be held as soon as possible.

14.3 A protest committee shall be chosen according to RRS rule 89(a).

15 SCORING

15.1 The Low Point scoring system, rule A2, will apply. We will start as many races as possible between 10:00 and 15:00, of which one (1) shall be completed to constitute a series. There will be no throw-outs unless more than 5 races are completed.

16 SAFETY

Safety equipment specified by class rules and current applicable U.S.C.G. and Commonwealth of Massachusetts, Registry of Motor Vehicles, Marine Division regulations for each boat category must be carried by all competing yachts.

Current minimum requirements are that 1 U.S.C.G. or CE approved P.F.D. must be worn.

17 ADDENDUM

All yachts are warned that there is a large shallow area immediately to the northeast of Flat Rock and extending to the east and north. Water-depth in the area ranges from 3 to 10 feet.