

**1 RULES**

Club Races will be governed by the ‘rules’ as defined in *The Racing Rules of Sailing 2013-2016* (RRS).

**2 ENTRIES**

Competitors in club races enter by signing the club race form at the competitors meeting on race day.

**3 NOTICES TO COMPETITORS**

Notices to competitors will be posted on the Official Notice Board located on the southeast wall of the Pavilion near the inside entrance to the clubhouse.

**4 CHANGES TO SAILING INSTRUCTIONS**

Changes to these sailing instructions will be announced at the competitors meeting and posted to the Official Notice Board immediately thereafter. If there is no competitors meeting, changes will be posted at least one hour prior to the warning signal of the first race in which the change will take place.

4.1 Oral changes to the Sailing Instructions may be given on the water by displaying flag L (with one sound) on the race committee signal in accordance with RRS 90.2 (c).

**5 SIGNALS MADE ASHORE**

Signals made ashore will be displayed at the main flag-staff on the lakeside of the clubhouse.

5.1 When code flag "AP" is displayed ashore, “1 minute” is replaced with “not less than 30 minutes” in the RRS Race Signal “AP.”

**6 SCHEDULE OF RACES**

Schedule of club races will be posted on the KSC website. Competitors’ meeting will be held at 1300 hours in the KSC clubhouse on the day of each race. The warning signal for the first race will be at 1345 hours.

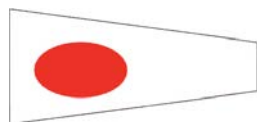
6.2 A schedule change consisting of day of race will be posted at least 24 hours in advance.

6.3 Club races will normally consist of 2 buoy races or one or more long distance races.

**7 CLASS FLAGS**

7.1 Class flags for regattas will be Numeral Pennants or class flags as posted on the Official Notice Board. Class flags for club races:

A Fleet: Numeral Pennant 1  
(Red dot on white field)



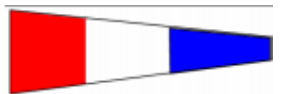
B Fleet:  
Numeral Pennant 2  
(white dot on blue field)



Dinghy Fleet:  
Numeral Pennant 9  
(white, black, red, yellow)



Recreational Fleet:  
Numeral Pennant 3  
(Red, white, blue)



Other Fleet flags:  
Flying Scot (FS)

**8 RACING AREAS**

The racing areas will be located in the open areas adjacent to the Keowee Sailing Club (A&B). See the map inside for additional areas for club races.

**9 THE COURSES**

9.1 Appendix A describes the courses and their numbers and letters designating options.

9.2 Alternate or long distance courses (Course A) will be described at the competitors meeting or posted on the Official Notice Board.

9.3 Numbers or letters displayed from the race committee signal boat no later than the preparatory signal will signal courses. This changes RRS. 27.1

**10 MARKS**

Marks A, B & C	Yellow or Orange tetrahedron or cylinder
Offset Mark	Red or yellow ball
Starting Mark	Red Flag
Finish Mark	Red Flag

10.1 Club races may also use permanent marks (e.g., research marks) in the racing areas, flagstuffs on shore, and/or islands (see 13.1).

## **11 THE START**

- 11.1 Races will be started per RRS 26 (5 minute sequence)
- 11.2 The starting line will be between a yellow or orange flag on the race committee signal boat and the starting mark.
- 11.3 Prior to the first warning signal, competitors are asked to sail by the committee boat on starboard tack and hail with their sail number.
- 11.4 When other classes are in their starting sequences, avoid the starting area.
- 11.5 A boat starting later than 15 minutes after her starting signal will be scored DNS (Did Not Start). This changes RRS 29.1 and A4.
- 11.6 If there is a General Recall, the starting sequence for recalled class will start after the last scheduled class(s) start. This changes RRS 29.2.
- 11.7 In club races, the race committee may hail boats that are over early; this is a courtesy and is not grounds for redress.

## **12 CHANGE OF THE POSITION OF THE NEXT MARK**

- 12.1 Race Committee may change the next leg of the course as prescribed in RRS 33

## **13 THE FINISH**

- 13.1 For buoy races, the finish line will be between the main mast of the race committee signal boat, or a staff, displaying a yellow or orange flag and the finish mark. For long distance courses, the finish line may lie between any two objects on shore, in the water, or one on shore and one in the water (see 9.2).

## **14 PENALTY SYSTEM**

- 14.1 For the Multihull classes RRS 44.1 and 44.2 are changed so that only one turn, including one tack and one gybe, is required.
- 14.2 As provided in RRS Appendix P, a boat that has broken rule 42 may be penalized without a hearing.

## **15 TIME LIMITS**

- 15.1 Time limits for buoy races (except distance races) are as follows: *To first mark 45 minutes; to complete the race 2 hours.* If no boat passes the first mark within the first mark time limit, the race may be abandoned.
- 15.2 Boats failing to finish within 1 hour after the first boat in her fleet sails the course and finishes will be scored Did Not Finish but shall be scored points for the finishing place one more than the number of boats that finished within the time limit. This changes RRS 35 and A4.

## **16 PROTESTS AND REQUEST FOR REDRESS**

- 16.1 Protest forms are available at the official notice board during regattas. Protests shall be delivered there within the protest time limit.

- 16.2 For each class/fleet, the protest time limit is 60 minutes after the last boat has finished the last race of the day.

- 16.3 Notices will be posted within 30 minutes after the end of the protest time limit. These will inform competitors of hearings in which they are parties or named as witnesses. Hearings will be held expeditiously.

- 16.4 Notices of protests by the race committee or protest committee will be posted under RRS 61.1(b).

- 16.5 A list of boats that, under instruction 14.2, have acknowledged breaking RRS 42 or have been disqualified by the protest committee will be posted within the protest time limit.

## **17 SCORING**

- 17.1 The scoring system will use the High Point Scoring System. See Section A4 of RRS, and 15.2

- 17.2 Scoring for all club race series, and for season fleet championships, is described in the Scoring Addendum to these sailing instructions, as published on the KSC website.

- 17.3 Scoring for the club series and regattas including Club Championships will be posted on the KSC website and in addition, on club bulletin board for regattas.

- 17.4 If a boat in the Recreational Fleet wishes to change the scoring group to which it is assigned it must do so by informing the RC during the competitors meeting.

## **18 SAFETY**

- 18.1 A boat that retires from a race shall make all reasonable efforts to so notify the Race Committee on the water. A boat, which leaves the racing area without having notified the Race Committee, shall make every possible effort to notify the committee by radio or other means on her return to shore. A VHF radio is in the clubhouse.

## **19 RADIO COMMUNICATIONS**

- 19.1 A boat shall neither make radio transmissions while racing nor receive radio communications not available to all boats, except in compliance with instruction 18. This restriction also applies to mobile telephones (RRS 41).

- 19.2 The Race Committee will normally communicate on Channels 12 or 68 and can communicate with competitors while they are racing. However, incorrect information obtained by competitors over VHF channels shall not be grounds for redress.

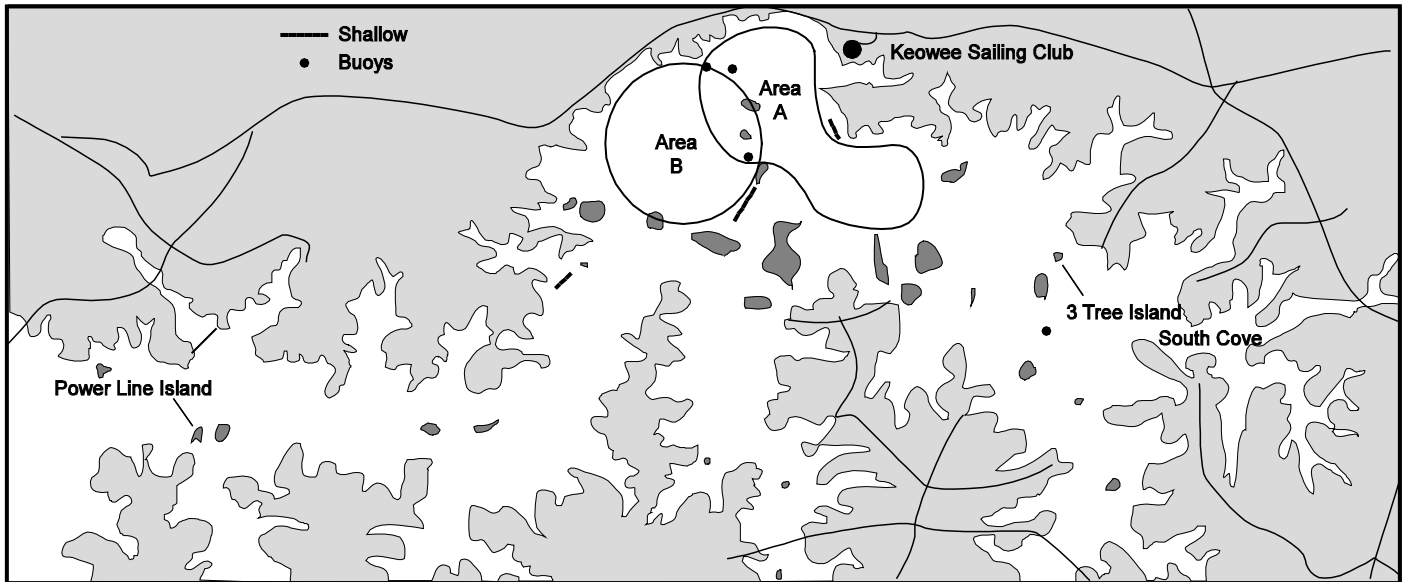
## **20 DISCLAIMER OF LIABILITY**

Competitors participate in Club Racing entirely at their own risk. See RRS 4, Decision to Race. The organizing authority will not accept any liability for material damage or personal injury or death sustained in conjunction with or prior to, during, or after the regatta.

## RACING AREAS

Regatta and club races are normally sailed in Racing Areas A and B. Longer races may use islands or lake buoys as marks of the course.

Note several shallow areas near the Racing Areas.



## Appendix A: COURSES

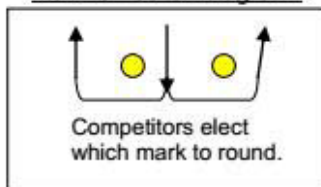
(S) = start; A = weather mark; B = reaching mark; C = leeward mark; (F) = finish

The starting and finishing line will normally be set in the middle of the course. However, the race committee may set up below the leeward mark or above the windward mark as they see necessary for racing conditions.

Course Table:

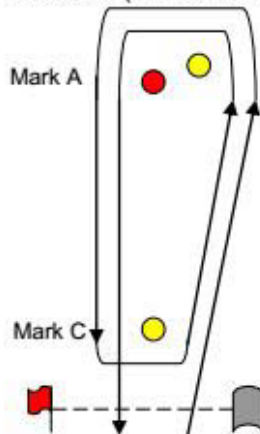
No.	Course	Finish
1	(S) A C A (F)	Downwind
2	(S) A C A C A (F)	Downwind
4	(S) A B C A C (F)	Upwind
5	(S) A C (F)	Upwind
6	(S) A C A C (F)	Upwind
8	(S) A B C A (F)	Downwind
A	Long Distance	Varies

Mark C "Gate" Diagram:



Examples: Two Possible Course Configurations:

Course 1 (with Offset Mark)



Course 4 (with RC boat mid-leg)

