

## SOUTHERN YACHT CLUB GENERAL SAILING INSTRUCTIONS

---

*These instructions shall apply to all regattas organized by Southern Yacht Club (SYC) and/or conducted by the SYC Race Committee (RC), unless special instructions are provided. Online registration is hosted by US Sailing Regatta Network (RN).*

### 1 RULES

- 1.1 All regattas will be governed by the rules as defined in *The Racing Rules of Sailing* (RRS) including the US Sailing prescriptions. The Notice of Race (NOR) for a specific regatta may modify these Sailing Instructions.
- 1.2 RRS 27.1, 33, 44.1, 62.1(a), 63.1, A4.1, A4.5, A5, A11, and Race Signal AP are altered herein.

### 2 ENTRIES

- 2.1 Unless specifically permitted otherwise, entry must be made for each individual regatta or club race day separately. Regattas may have additional entry requirements.
- 2.2 Each entrant shall provide all required information and pay all fees, if applicable, before becoming a competitor.
- 2.3 Entry shall be made in accordance with one of the following methods:
  - (a) Online using Regatta Network [www.regattanetwork.com](http://www.regattanetwork.com)
  - (b) Class captains may submit entrants directly to the race committee.
  - (c) As provided in a specific regatta NOR.
- 2.4 A minimum of three (3) entries shall constitute a class.

### 3 NOTICES TO COMPETITORS

Notices will be posted online and in the SYC 2FL West elevator lobby area.

### 4 CHANGES TO SAILING INSTRUCTIONS

- 4.1 Changes in the sailing instructions will be posted no later than one (1) hour before the scheduled start of the first affected class on the day they will take effect, except that any change to the schedule of races will be posted by 2000 hours on the day before it will take effect.
- 4.2 ON THE WATER HAILING – Oral instructions may be given on the water at the discretion of the RC. Handicap classes will be hailed on VHF Radio. One Design and Board Boats will be hailed by voice, loud-speaker, or VHF Radio. The Race Committee will operate on VHF Channel 68 or 69.

### 5 SIGNALS MADE ASHORE

- 5.1 Signals made ashore will be displayed on the A-frame halyard on the SYC west waterfront.
- 5.2 When flag AP is displayed ashore, races not started are postponed. The time of the next warning signal will be posted in accordance with SI 3. Warning signals shall be made not less than 30 minutes after AP is lowered. This changes Race Signal AP.

### 6 SCHEDULE OF RACES

- 6.1 Racing shall be in accordance with the SYC Sailing Schedule available online at [www.SouthernYachtClub.org](http://www.SouthernYachtClub.org) which links to Regatta Network, or as specified in a specific regatta NOR.
- 6.2 The RC will attempt to operate on Central Time as determined by GPS.

## 7 CLASS FLAGS

Unless specified otherwise, the following class flags shall be used:

<b>PHRF</b>		<b>ONE-DESIGN</b>		<b>BOARD BOATS</b>	
<u>Class</u>	<u>Class Flag</u>	<u>Class</u>	<u>Class Flag</u>	<u>Class</u>	<u>Class Flag</u>
Open A	White	J/27	Pink	MC Scow	Pink
Open B	Blue	J/22	Purple	Vanguard 15	Teal
Open C	Grey	Rhodes 19	Yellow	Club 420	Purple
Classic Spin	Red	Flying Scot	Light Green	Laser / Radial	Light Green
Classic NS	Green	Melges 24	Light Blue	Sunfish	Yellow
All Classes	Flag T	Viper 640	Red	Optimist	Pink

## 8 RACING AREA

SYC APPENDIX A - SYC RACING MARKS shows the location of the racing area.

## 9 THE COURSES

9.1 SYC APPENDIX B – STANDARD COURSE DIAGRAMS illustrates and describes the standard courses and options, including the relative positions of marks, the order in which marks are to be passed, and the side on which each mark is to be left.  $m_1$ ,  $m_2$ ,  $m_3$ , &  $m_{SF}$  represent fixed mark designations, as provided by SI 9.3(a) and 10.1, which correspond to Marks 1, 2, 3 & start/finish respectively, as illustrated. The RC may also specify a steeplechase course as provided by SI 9.3(c).

9.2 TEMPORARY MARK COURSES shall use only temporary marks and shall be designated in accordance with SYC Appendix B.

### 9.3 FIXED MARK COURSES

- Shall use only fixed marks, except that a temporary mark may be used as the starting mark, the start/finish mark or the first mark after the start and shall be listed as a diamond “◆” in the course designation.
- STANDARD COURSES shall be designated as provided in SYC Appendix B. The relative angles of the legs may vary from the diagrams to accommodate the fixed marks.
- STEEPLECHASE COURSES shall be fixed mark courses designated by a list of the marks of the first round of the course, in the order to be rounded, beginning with the first mark after the start. Multiple rounds shall be indicated by the addition of a whole number (2 or 3). Except as required by SI 14.3, boats shall round each mark on the side such that the course to the next mark does not cross the course from the previous mark and a mark beginning a leg which returns to the preceding mark shall be left to port.

9.4 No later than the preparatory signal for each class, the RC boat shall display the following (this changes RRS 27.1):

- The course designation for the starting class.
- For courses using one or more temporary marks, the approximate compass bearing from the start to the first mark after the start.
- For handicap temporary mark courses, the approximate distance, in tenths of nautical miles, from the start to Mark 1.

*Note that different courses may be designated for different classes.*

9.5 The RC may hail course information to competitors as provided in SI 4.2.

9.6 For handicap scoring purposes, the course length shall be rounded to the nearest tenth (0.1) of a nautical mile and times shall be recorded and calculated to the nearest whole second.

## 10 MARKS

10.1 FIXED MARKS are located and identified as shown in SYC APPENDIX A - SYC RACING MARKS. A missing fixed mark may be replaced with an orange mark, but its original fixed mark designation shall remain.

10.2 TEMPORARY MARKS used for one or all marks of a course shall be as follows:

- Marks 1, 2, 3, and the start/finish mark shall be orange tetrahedrons or orange spheres.
- New marks, used in accordance with SI 14.1, shall be yellow tetrahedrons or white spheres.

## **11 CHECK-IN BEFORE THE START**

Before the first warning signal of the first race on each race day, each boat shall sail near the RC signal boat and hail her class and sail number and be acknowledged by the RC. A boat failing to check-in may be scored DNS without a hearing. This changes rule 63.1 and A4.1.

## **12 THE START**

12.1 The starting line will be between a staff displaying an orange flag on the RC boat at the starboard end and the course side of the port-end starting mark.

12.2 With prior notice, the RC may:

- (a) Use RRS Appendix U – Audible-Signal Racing System.
- (b) Use SYC Appendix P – Pursuit Starting System.
- (c) Use SYC Appendix B4 – Concurrent Start & Finish Lines and set a separate START-ONLY MARK to port of the RC boat (facing upwind) and position the rounding/finish mark to starboard of the RC boat.

12.3 When the warning signal for a succeeding class is made simultaneously with the starting signal of the preceding class and if a course change is made, the change of display (distance and/or course) will be made between the warning and preparatory signals. This changes RRS 27.1.

12.4 Boats whose warning signal has not been made shall avoid the starting area.

12.5 A boat that does not start within five (5) minutes after her starting signal will be scored DNS without a hearing. This changes rule A4.5.

## **13 INDIVIDUAL RECALLS**

The RC will attempt to hail OCS yachts. The order, timing and success of these hails shall not be grounds for redress. This changes RRS 62.1(a).

## **14 CHANGE OF THE NEXT LEG OF THE COURSE**

14.1 When using temporary marks, to change the next leg of the course the race committee will lay a new mark and remove the original mark as soon as practicable. The change will be signaled before the leading boat in a class being changed has begun the leg, although the new mark may not yet be in position. When in a subsequent change a new mark is replaced, it will be replaced by an original mark.

14.2 When using fixed marks, to change the next leg of the course the signal shall be the display of flag C with repetitive sounds and display or hail of the letter designation of the new fixed mark. This alters RRS 33.

14.3 Boats shall round the mark beginning a changed leg in the same direction as it was to be rounded before the change. This may alter SI 9.4.

## **15 THE FINISH**

15.1 The finish line will be between a staff displaying an orange flag on the RC boat and the course side of the nearby finishing mark.

15.2 With prior notice, the RC may specify a HARBOR FINISH in which case the finish line shall be in the MYH channel between a staff displaying an orange flag to the south (port) and the red-embazoned utility pole to the north (starboard). The line flag may be set on the RC boat or on the SYC building or grounds.

## **16 PENALTY SYSTEM**

RRS APPENDIX V – ALTERNATIVE PENALTIES shall apply. This alters RRS 44.1.

## **17 TIME LIMIT**

17.1 The time limit (RRS 35) for each class shall be 4 hours for a single race and 2.5 hours if two or more races are scheduled on a day.

17.2 Within each class, a boat that is still racing 30 minutes (60 minutes for PH Classic division) after the first boat finishes, and that is not scored otherwise, shall be scored TLE (Time Limit Expired) and receive points equal to two (2) places behind the last boat to finish, but not worse than last place. This alters RRS A5 & A11.

## **18 PROTESTS**

Protest forms shall be delivered to the SYC 2FL Front Desk or the PRO within one (1) hour after the docking time of the RC boat. Hearings will be held as soon as possible subject to the availability of the parties involved and the protest committee.

## **19 SCORING**

19.1 The Low Point scoring system of RRS Appendix A will apply, except that no score will be excluded. One race constitutes a series.

19.2 The scoring system may be modified by individual classes.

## **20 SAFETY REGULATIONS**

20.1 PERSONAL FLOTATION DEVICES (PFDs) - All single-handed and trapeze-boat competitors shall wear PFDs at all times in accordance with RRS 40. On all other boats it is the responsibility of the competitors to determine when PFDs will be worn and to comply with applicable class rules. The absence of Race Signal flag Y shall not be an indication or recommendation that PFDs should not be worn. See RRS 1.2.

20.2 A boat that retires from a race shall notify the RC before leaving the racing area or, if unable to do so, shall contact the RC or the SYC office (504-288-4200) as soon as possible, but no later than directly upon arriving ashore. Failure to promptly report a retirement will be grounds for a fine and/or other penalties.

## **21 PRIZES**

Trophies will be awarded as specified by each class, the event organizers, and/or in accordance with a perpetual deed of gift.

## **22 DISCLAIMER OF LIABILITY**

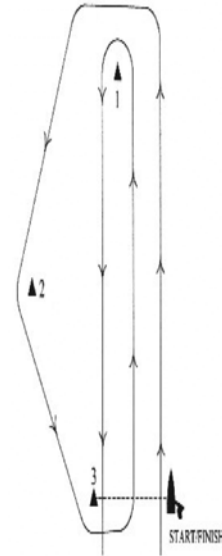
Competitors participate in the regatta entirely at their own risk. See RRS 4 Decision to Race. The organizing authority will not accept any liability for material damage or personal injury or death sustained in conjunction with or prior to, during, or after the regatta.

## SYC APPENDIX B – STANDARD COURSE DIAGRAMS

### B1 WINDWARD-LEEWARD COURSE “W 1.5”

B1.1 Options for this course may include:

- (a) increasing or decreasing the number of legs;
- (b) sailing multiple rounds of the course;
- (c) finishing at Mark 1 or 3;
- (d) when present, the use of a separate Mark 3 set to windward of the start/finish line;
- (e) finishing to port or starboard of the finishing mark depending on the location of the RC boat.



B1.2 The courses shall be designated as follows:

Temporary	Fixed	Description
<b>W</b> .....	<b>m<sub>1</sub> m<sub>3</sub></b> .....	1 round, 2 legs, start-1-finish
<b>W 1.5</b> .....	<b>m<sub>1</sub> m<sub>3</sub> 1.5</b> .....	1.5 rounds, 3 legs, start-1-3-1-finish
<b>W 2</b> .....	<b>m<sub>1</sub> m<sub>3</sub> 2</b> .....	2 rounds, 4 legs, start-1-3-1-1-finish
<b>W 2.5</b> .....	<b>m<sub>1</sub> m<sub>3</sub> 2.5</b> .....	2.5 rounds, 5 legs, start-1-3-1-3-1-finish
<b>W 3</b> .....	<b>m<sub>1</sub> m<sub>3</sub> 3</b> .....	3 rounds, 6 legs, start-1-3-1-3-1-1-finish

B1.3 For temporary mark courses only, two (2) weather marks (Mark 1) may be used to allow different classes to simultaneously sail different length courses. The RC shall indicate the presence of two weather marks by displaying numeral pennant 2 during the starting sequences for all classes and may also hail to competitors as provided in SI 4.2. The distance to the appropriate Mark 1 shall be signaled to each respective class in accordance with SI 9.4(c).

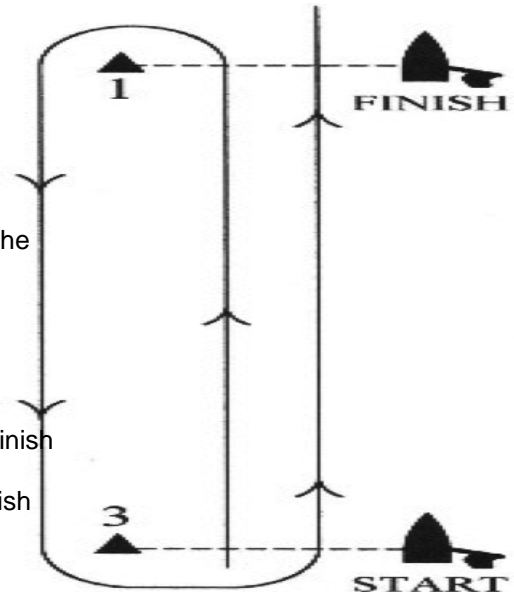
### B2 TRIANGLE COURSE “G”

B2.1 Options for this course may include:

- (a) increasing or decreasing the number of legs;
- (b) sailing multiple rounds of the course;
- (c) finishing at Mark 1 or 3;
- (d) finishing to port or starboard of the finishing mark depending on the location of the RC boat;

B2.2 The courses shall be designated as follows:

Temporary	Fixed	Description
<b>T</b> .....	<b>m<sub>1</sub> m<sub>2</sub> m<sub>3</sub></b> .....	1 round, 3 legs, start-1-2-finish
<b>T 2</b> .....	<b>m<sub>1</sub> m<sub>2</sub> m<sub>3</sub> 2</b> .....	2 rounds, 6 legs, start-1-2-3-1-2-finish
<b>T W</b> .....	<b>m<sub>1</sub> m<sub>2</sub> m<sub>3</sub> T W</b> ..	triangle-windward, 4 legs, start-1-2-3-finish
<b>G or GC</b> .....	<b>m<sub>1</sub> m<sub>2</sub> m<sub>3</sub> GC</b> .....	Gold Cup, 5 legs, start-1-2-3-1-finish
<b>O</b> .....	<b>m<sub>1</sub> m<sub>2</sub> m<sub>3</sub> O</b> .....	old Olympic, 6 legs, start-1-2-3-1-3-finish



### B3 MID-COURSE START/FINISH “M”

B3.1 Options for this course may include:

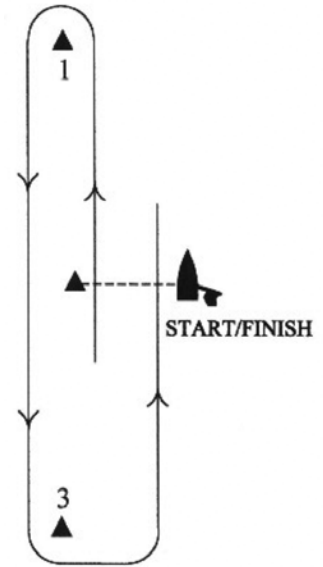
- (a) increasing the number of legs,
- (b) sailing multiple rounds of the course,

B3.2 The course shall be designated as follows:

Temporary	Fixed	Description
<b>M</b> .....	<b>m<sub>1</sub> m<sub>3</sub> m<sub>SF</sub></b> .....	1 round, 3 legs, start-1-3-finish
<b>M 2</b> .....	<b>m<sub>1</sub> m<sub>3</sub> m<sub>SF 2</sub></b> .....	2 rounds, 5 legs, start-1-3-1-3-finish
<b>M 3</b> .....	<b>m<sub>1</sub> m<sub>3</sub> m<sub>SF 3</sub></b> .....	3 rounds, 7 legs, start-1-3-1-3-1-3-finish

B3.3 On a leg bounded by Marks 1 and 3, the start/finish mark and the RC boat do not have a required side and passing between them is neither required nor prohibited.

B3.4 On a temporary mark course where Mark 1 or 3 is changed in accordance with SI 10.2(b) and 14, the start/finish mark may also be moved to maintain the course configuration shown above. In such case, the original start/finish mark will be moved, but not replaced.



### B4 CONCURRENT START & FINISH LINES

*This allows different classes to start and finish concurrently.*

B4.1 Use of this configuration requires prior notice to the competitors and may not apply to all classes. The start-only mark for one class may serve as the start/finish mark for another class.

*For example, PH Classic might use a separate start-only and finish mark for a fixed mark steeplechase course, while PH Open uses the same start/finish mark for a temporary mark W/L course.*

B4.2 The start-only mark will always be a temporary mark. The rounding/finish mark may be a fixed mark or a temporary mark in accordance with the course type.

B4.3 The rounding/finish mark may be listed in the course designation (for example, as Mark 3). The start-only mark bounds only the first leg of the race and is not part of the course designation.

B4.4 The start and finish lines may not be co-linear and the relative lengths may vary.

