



November 29, 2017

Hello D-13 Laser Competitors,

Please find the attached competitors' information package. Which includes:

- Vehicle & Trailer Parking Map (Aerial View)
- Rigging Spot Map
- Food & Beverage Instructions
- Hotel/Motel Information Data Sheet (REQUIRED AT CHECK-IN)
- Sailing Instructions

NOTE: Friday evening, December 1, there will be a PRIVATE Holiday Party on the Sailing Center's upper deck. There is NO registration or check-in on Friday. If you arrive during the party, you may unload your boat and place it in the rigging yard. The Friday night event is NOT part of the Laser Regatta.

8 AM CHECK-IN TIME: Check-in begins at 8 AM Saturday. Know your sail number and complete the required Hotel Motel Information Data Sheet prior to getting in line. The USSCMC receives support from the local "bed tax" based on these forms, so your assistance is greatly appreciated.

ARRIVAL INSTRUCTIONS

Please keep all vehicles and all trailers off the east lawn at all times. Off-loading trailers is permitted along the sidewalk east of Regatta Headquarters. PLEASED DO NOT BLOCK THE SIDEWALK WITH YOUR VEHICLE. You will not be allowed to park here, it is only for loading and unloading. *Per local ordinance, please keep all vehicles off this grass shoulder throughout the weekend.*

When you arrive, take your boat on its dolly to any place on our east lawn to claim your rigging spot. Locations maybe selected on a first come basis. There is plenty of room. Please leave the sidewalks clear for pedestrian access to and from our docks. (See diagram within this document.) After properly placing your boat make sure your vehicle has been moved to a proper parking area so the next vehicle can get into position to unload. After parking proceed to check-in on the second floor of the Sailing Center (REGATTA HEADQUARTERS). Please know your SAIL NUMBER when you check-in. Keep in mind that there are teams and coaches wishing to be near each other, so if you are sailing on your own, please yield rigging spots to those young competitors who are part of a team.

Trailers attached to vehicles may be parked at the adjacent boat ramp. If you plan to disconnect your trailer from your vehicle it should NOT be at the boat ramp, empty trailers should be parked in the lot WEST of the Boat Ramp (LOT # 2). Passenger vehicles may park on the grass west of Headquarters, and for overflow there is ample parking south of the USSCMC property in Indian Riverside Park.

Four Fish Marina has graciously allowed us to use LOT #2 for our regatta, so we wish to return their generosity with our courtesy. Please keep these lots clean and keep your trailers and cars parked neatly.

As an important reminder, camping on USSCMC property is strictly prohibited by Martin County Parks Department. AND vehicles without trailers should not park at the boat ramp.

We are looking forward to an exciting weekend. Thank you for supporting the 2017 District 13 Laser Championship.

Sincerely,
Alan Jenkinson

**coach boats
may raft up
outsides of
ramp docks**



**Race Committee
Only at USSCMC
Dock**

**loading and unloading only
no parking along drive**

**vehicle
parking
LOT #3**

**30' + Trailers and
Trailers with
Vehicle Attached**

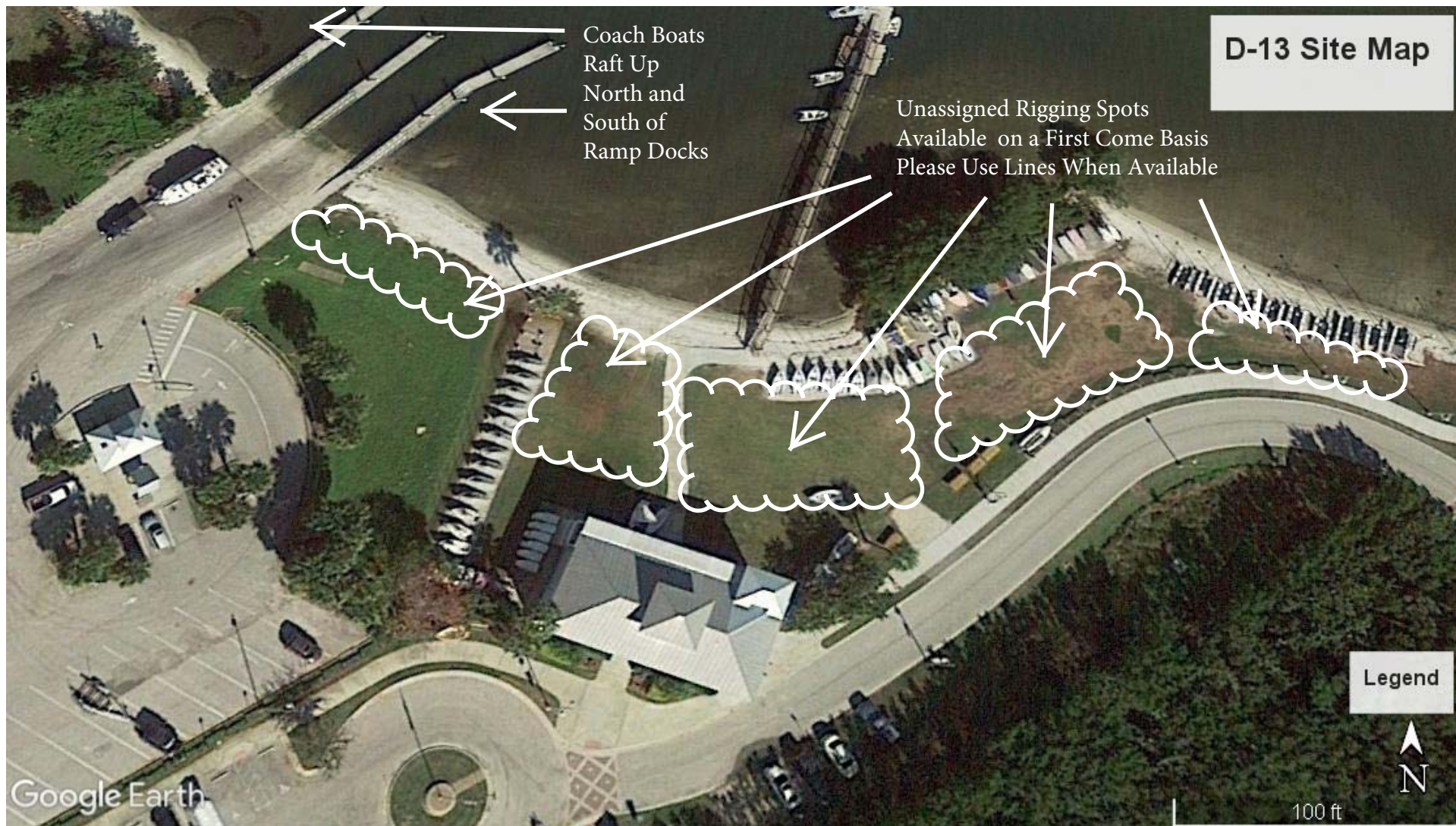
LOT #1

**Race Committee,
Vendors, Class Reps**

**LOT #2 Detached
Trailers
and Vehicles**

© 2015 Google

Imagery Date: 12/9/2014 27°13'44.67" N 80°12'57.09" W elev 2 ft



The Main USSCMC Dock is reserved for Race Committee Boats ONLY. PLEASE KEEP COACH AND SPECTATOR BOATS OFF OF THESE DOCKS.

Boat rigging spots are unassigned. Please use painted lines in yard when available. Sailors who are not part of a team maybe asked to yield spots to accommodate teams with coaches.



Food & Beverage Notes

Bagels & Coffee will be provided early morning each day before launching.

Competitors should plan on bringing their own lunch. Since the fleet is so large, it is anticipated that there will **NOT** be a lunch break on the water, though this may be subject to change, the plan is to keep racing without a break. The Race Committee will have snack bars and drinking water refills available on the water for those needing nourishment. We remind you that the entire community of sailing is pushing towards being environmentally friendly, so we encourage our competitors to bring their own reusable water bottles and make every effort to keep trash from getting in the river.

The USSCMC will be providing Saturday evening cookout following racing. (approx. 5 PM) The cook out is free to competitors and coaches. Parents and guests may purchase dinner tickets for \$12 each at registration. If you did not order your guest meals through Regatta Network, then please do so at check-in.

Feeding such a large crowd with good food is always a challenge when you don't have a commercial kitchen. The USSCMC appreciates your support of our regattas and our volunteers will do their best to make your time here enjoyable.

Sail fast and have fun!



Room Night Tracking Form

EVENT NAME: Florida District 13 Laser Championship

DATE OF EVENT: December 2-3, 2017

COMPETITOR NAME: _____

HOTEL INFORMATION

HOTEL: _____

CITY: _____

NAME ON RESERVATION: _____

CHECK-IN DATE: _____

CHECK-OUT DATE: _____

NUMBER OF NIGHTS PER RESERVATION: _____

NUMBER OF ROOMS PER RESERVATION: _____

TOTAL NUMBER OF ROOM NIGHTS: _____

(number of room nights X number of rooms booked)

PLEASE COMPLETE THIS FORM AND RETURN TO EVENT DIRECTOR



Sailing Instructions
for
ILCA District 13 Laser Championship

2-3 December 2017
US SAILING Center Martin County
1955 NE Indian River Drive, Jensen Beach, Florida

1. RULES

1.1 This regatta will be governed by the rules as defined in *The Racing Rules of Sailing 2017-2020* (RRS).

2. NOTICES TO COMPETITORS

2.1 Notices to competitors will be posted on the Official Notice Board located on the porch upstairs at Regatta Headquarters.

3. CHANGES IN SAILING INSTRUCTIONS

- 3.1 Any change in the Sailing Instructions will be posted before 0830 on the day on which it will take effect.
- 3.2 Changes to the schedule of races will be posted before 1830 on the day before the change is to take effect.

4. SIGNALS MADE ASHORE

4.1 Signals made ashore will be displayed on a pole on the end of the Center dock. When Code Flag 'AP' is displayed ashore, '1 minute' is replaced with 'not less than 30 minutes' in the race signal AP.

5. SAILING AREA

5.1 Racing will take place on the Indian River east of the Sailing Center.

6. COMPETITORS' MEETING

6.1 The competitors' meeting will be held at 1000 on Saturday 2 December at Regatta Headquarters.

7. SCHEDULE OF EVENTS

7.1 Six races per class are scheduled. One race per class constitutes a regatta.

7.2 There may be separate starts for individual classes or combinations of classes.

7.2.a. If there are separate starts, the order of races will be displayed on a white board on the starboard bow of the RC Signal Boat.

7.3 The schedule of events is:

| | | | |
|----------|------------|-----------|--|
| Saturday | 2 December | 0800-1000 | Check-in |
| | | 1000 | Competitors' Briefing |
| | | 1100 | First Warning Signal |
| | | 1730 | Refreshments and Burgers |
| Sunday | 3 December | 1000 | First Warning |
| | | 1430 | No warning after this time Awards ASAP after racing |

8. COURSES

- 8.1 The diagrams in attachment A show the courses, including the approximate angles between legs, the order in which marks are to be passed and the side on which each mark is to be left.
- 8.2 No later than the warning signal, the RC Signal Boat will display on the white board on the starboard bow the course and approximate compass bearing of the first leg.
- 8.3 An offset mark at the windward mark may be used.
- 8.4 When there is a gate at the leeward mark, boats shall sail between the gate marks from the direction of the previous mark and round either gate mark. If either gate mark is missing, round the remaining mark to port.

9. MARKS

- 9.1 Marks will be either orange or green tets except Laser 4.7 mark 2A or 3A which will be a different color or shape.
- 9.2 Start and finish pins will be yellow, 'APS' cylinders.

10. STARTING SIGNALS

- 10.1 Races will be started using RRS 26 (Starting Systems). The Class Flag will be the flag for all starts.
 - 10.1.a If there are separate starts for individual classes or combination of classes, the class flag for each start will be displayed as one of two, colored, class flags.
- 10.2 Start line will be either:
 - 10.2.a between a staff displaying an orange flag on an RC boat at the starboard end and the port end starting mark, or,
 - 10.2.b between staffs displaying orange flags on RC boats at each end of the line

11. CHANGE OF THE NEXT LEG OF THE COURSE

- 11.1 To change the next leg of the course, the Race Committee will move the original marks (or the finishing line) to a new position.

12. BLACK FLAG RULES

- 12.1 If a race sailed under the black flag rule is abandoned and resailed, all competitors eligible to start who were disqualified under RRS 30.3 in the abandoned race are again eligible to start. This changes RRS 30.3 and 36.

13. THE FINISH

- 13.1 The finish line will be between a staff with an orange flag on a RC boat and the port end finish mark.
- 13.2 If a boat or boats are unreasonably delaying the completion of a race and the start of subsequent races, the Race Committee may award a boat or boats that have not finished and are still racing points equal to the average of the places they would have received had they finished. Fractions are rounded up. This changes RRS 35 and A5.

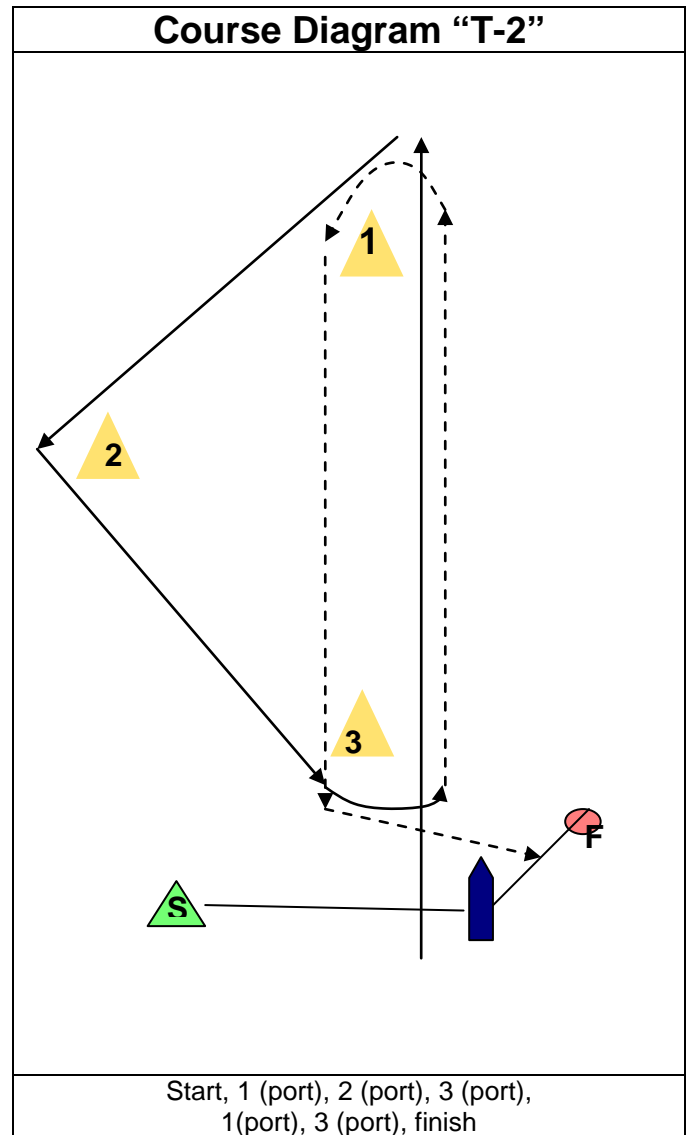
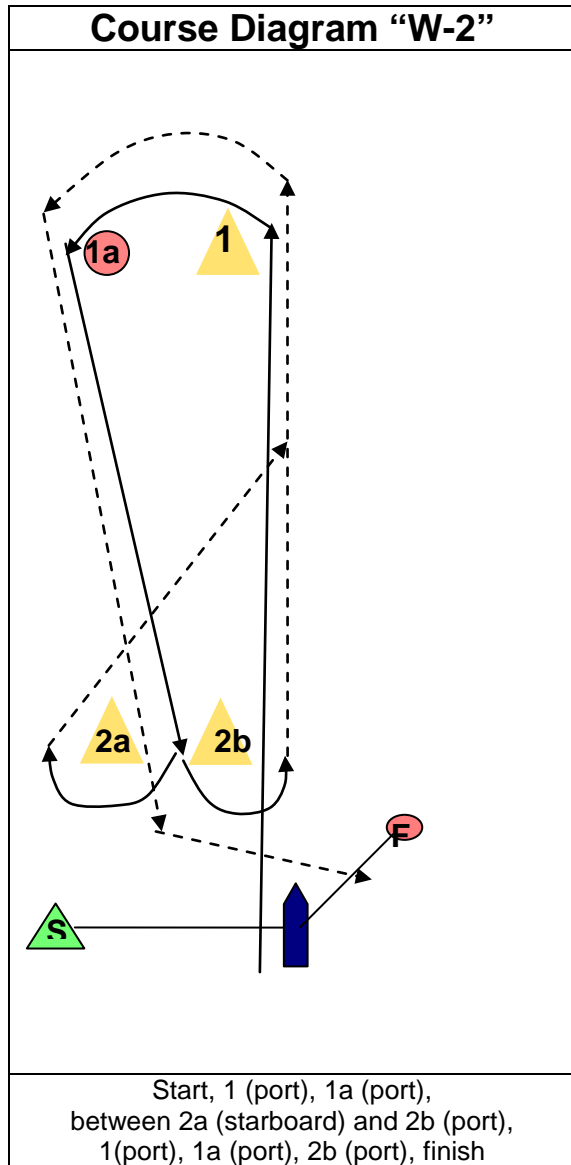
14. PROTESTS

- 14.1 Immediately after finishing or withdrawing from the race in which the infraction occurred, a protesting yacht will notify the RC of the racing number of any and all protested yachts.

- 14.2 Upon landing, the RC shall post on the Official Notice Board the time of landing of the RC Signal Boat, the number of all yachts protesting and being protested that were received and all yachts penalized by the RC.
 - 14.3 Protests shall be written on forms available at Regatta Headquarters and filed within 30 minutes of the arrival of the RC Signal Boat at the Sailing Center.
 - 14.4 Protests will be heard in the approximate order in which they were received and the hearings will start as soon as practical.
15. TIME LIMIT
- 15.1 The time limit for each race is 90 minutes.
16. SCORING
- 16.1 If five or more races are completed, each boat's series score shall be the total of her race scores excluding her worst score.
17. SAFETY
- 17.1 Life jackets must be worn by all competitors while on the water. Failure to do so is protestable only by the RC. The penalty will be determined by the jury.
 - 17.2 If any yachts have finished a race before the onset of foul or threatening weather and the RC determines to clear yachts from the water, the RC Signal Boats will blow three (3) horns and display Code Flag 'H' at which time all remaining yachts racing shall immediately abandon the race and go ashore. The Protest Committee may either score any yachts not finished or order the race abandoned.
18. COACH AND SUPPORT BOATS
- 18.1 Team leaders, coaches and other support personnel shall not be in the racing area of within 300 feet of boats racing or about to start in the next flight from the time of the warning signal for the first class to start until all boats in the same flight have finished racing or the Race Committee signals postponement, general recall or abandonment. If the jury receives a report of a violation of this rule, it may call a hearing to investigate the incident and may report the infraction to their Club and US SAILING or penalize boats associated with the support personnel who do so.

Attachment A

An "OFFSET" mark (1a) may be used at the windward mark. If present, it MUST be rounded



Course "W-3"

Start, 1(port), 1a (port), between 2a (starboard) and 2b (port), 1 (port), 1a (port), between 2a (starboard) and 2b (port), 1 (port), 1a (port), 2b (port), finish.

Course "T-3"

Start, 1(port), 1a (port if present), 2 (port), 3 (port), 1(port), 1a (port if present), 3 (port), 1(port), 1a (port if present), 3 (port), finish.

Attachment A

(page 2)

Trapezoidal Courses

Outer Trap

Start, 1 (to port), 2 (to port), 3 (S or P), 2 (to port), 3P (to port),
Finish

Inner Trap

Start, 1 (to port), 4 (S or P), 1 (to
port), 2 (to port), 3P (to port),
Finish

