



# 2019 Hobie 16/ Hobie 20 North American Championships












Harrison Hot Springs, BC, Canada










Results are final as of September 21, 2019

## Hobie 16 Fleet

Sailed: 14, Discards: 1, To count: 13, Entries: 35, Scoring system: Appendix A









Rank	Fleet	SailNo	Team	Prov State	R1	R2	R3	R4	R5	R6	R7	R8	R9	R10	R11	R12	R13	R14	Total	Nett
1st	Hobie 16	117	Ben Brown Sarah Isaak	 CA	2.0	1.0	1.0	1.0	2.0	6.0	3.0	2.0	1.0	8.0	3.0	(16.0)	1.0	2.0	49.0	33.0
2nd	Hobie 16	11	Herbert James Sharon James	 NY	9.0	10.0	(19.0)	9.0	8.0	3.0	1.0	1.0	3.0	1.0	4.0	2.0	2.0	1.0	73.0	54.0
3rd	Hobie 16	108000	Patrick Porter Heather Mathews	 CA	3.0	4.0	2.0	(19.0)	4.0	2.0	15.0	13.0	11.0	2.0	7.0	19.0	8.0	6.0	115.0	96.0
4th	Hobie 16	115167	Rich McVeigh Carol McVeigh	 MD	11.0	3.0	6.0	14.0	11.0	5.0	4.0	7.0	9.0	(26.0)	14.0	1.0	7.0	5.0	123.0	97.0
5th	Hobie 16	114610	Jim Sajdak Shawn Bates	 CA	6.0	5.0	7.0	6.0	3.0	(28.0)	6.0	5.0	5.0	4.0	17.0	13.0	13.0	10.0	128.0	100.0
6th	Hobie 16	114715	Paul Carter Will Nelson	 WA	13.0	(24.0)	24.0	2.0	5.0	13.0	9.0	10.0	2.0	7.0	1.0	8.0	15.0	3.0	136.0	112.0
7th	Hobie 16	114916	Gregory Raybon Nancy Kornblum	 NJ	18.0	6.0	3.0	5.0	16.0	(25.0)	14.0	3.0	6.0	6.0	13.0	4.0	9.0	13.0	141.0	116.0
8th	Hobie 16	114960	Peter Nelson Laura Sullivan	 WA	14.0	17.0	15.0	11.0	13.0	7.0	12.0	9.0	(20.0)	10.0	2.0	3.0	6.0	4.0	143.0	123.0
9th	Hobie 16	115129	Mark Ralph Sheila Holmes	 TX	17.0	2.0	10.0	12.0	12.0	8.0	5.0	6.0	12.0	(19.0)	5.0	15.0	11.0	9.0	143.0	124.0
10th	Hobie 16	115077	Blair Wallace Sasha Wallace	 CA	8.0	(28.0)	23.0	7.0	27.0	4.0	8.0	4.0	7.0	18.0	6.0	5.0	3.0	14.0	162.0	134.0
11th	Hobie 16	114991	Mike Montague Kathy ward	 CA	12.0	15.0	5.0	13.0	1.0	11.0	2.0	8.0	(36.0 RET)	36.0 DNC	9.0	7.0	5.0	12.0	172.0	136.0

Rank	Fleet	SailNo	Team	Prov State	R1	R2	R3	R4	R5	R6	R7	R8	R9	R10	R11	R12	R13	R14	Total	Nett
12th	Hobie 16	115190	Tony Krauss Christine Masson	 AZ	21.0	16.0	9.0	3.0	6.0	22.0	7.0	12.0	4.0	(36.0 DSQ)	15.0	6.0	4.0	11.0	172.0	136.0
13th	Hobie 16	110430	Jennifer Hoag John Hoag	 WA	20.0	14.0	(29.0)	10.0	9.0	1.0	13.0	14.0	8.0	9.0	18.0	9.0	12.0	7.0	173.0	144.0
14th	Hobie 16	111833	Annie Gardner Sarah Kraft	 CA	1.0	8.0	22.0	8.0	7.0	20.0	19.0	15.0	10.0	14.0	10.0	(24.0)	10.0	21.0	189.0	165.0
15th	Hobie 16	101379	Rex Mitchell Sam Mobarek	 NV	5.0	13.0	4.0	4.0	14.0	10.0	(36.0 UFD)	22.0	15.0	36.0 DSQ	11.0	17.0	21.0	15.0	223.0	187.0
16th	Hobie 16	17	Tim Webb Jaedon Bott	 WA	(29.0)	9.0	27.0	15.0	15.0	18.0	20.0	18.0	18.0	3.0	19.0	12.0	19.0	17.0	239.0	210.0
17th	Hobie 16	4699	Christina Bradshaw Ruth Branscombe	 KS	16.0	(26.0)	13.0	17.0	23.0	24.0	17.0	17.0	24.0	5.0	12.0	10.0	14.0	18.0	236.0	210.0
18th	Hobie 16	113540	Tommy Butler Caden Bradshaw	 NJ	15.0	20.0	17.0	20.0	17.0	17.0	(26.0)	19.0	14.0	13.0	8.0	18.0	16.0	25.0	245.0	219.0
19th	Hobie 16	514	Jeff Perlmutter Barbara Perlmutter	 AZ	23.0	(32.0)	8.0	18.0	10.0	12.0	18.0	16.0	23.0	21.0	22.0	11.0	17.0	22.0	253.0	221.0
20th	Hobie 16	114815	Dafna Brown Teri Mckenna	 CA	4.0	22.0	14.0	23.0	22.0	26.0	11.0	24.0	22.0	16.0	16.0	(28.0)	24.0	23.0	275.0	247.0
21st	Hobie 16	114632	Joel Hutchings Kayla Hutchings	 KS	25.0	11.0	(28.0)	16.0	26.0	14.0	16.0	26.0	19.0	15.0	26.0	14.0	23.0	20.0	279.0	251.0
22nd	Hobie 16	77	J Rosenbach Samuel Peet	 WA	7.0	18.0	26.0	24.0	21.0	19.0	21.0	25.0	13.0	17.0	23.0	22.0	(28.0)	16.0	280.0	252.0
23rd	Hobie 16	114775	Rich Arneson Vanessa VonStubbe	 WA	28.0	25.0	21.0	26.0	18.0	(31.0)	24.0	11.0	17.0	12.0	24.0	20.0	18.0	8.0	283.0	252.0
24th	Hobie 16	115163	Ronald Katz Donna McSweeney	 CA	31.0	23.0	12.0	22.0	20.0	15.0	(36.0 UFD)	20.0	28.0	11.0	27.0	21.0	20.0	19.0	305.0	269.0
25th	Hobie 16	114779	Mark Ashburn Makaela Wallace	 NV	27.0	(36.0 DNC)	16.0	21.0	24.0	16.0	10.0	23.0	16.0	24.0	20.0	26.0	22.0	26.0	307.0	271.0
26th	Hobie 16	114551	Alan Jones Kailey Jones	 WA	19.0	19.0	11.0	25.0	19.0	21.0	(36.0 UFD)	21.0	25.0	29.0	21.0	25.0	26.0	24.0	321.0	285.0
27th	Hobie 16	11111	Jeff Janders Sue Davies	 WA	24.0	7.0	18.0	27.0	28.0	9.0	25.0	29.0	21.0	23.0	28.0	29.0	(36.0 DNC)	36.0 DNC	340.0	304.0
28th	Hobie 16	114918	Jim Sohn Grace Leu	 IA	22.0	12.0	25.0	28.0	25.0	23.0	23.0	28.0	27.0	22.0	25.0	27.0	27.0	(36.0 DNC)	350.0	314.0

Rank	Fleet	SailNo	Team	Prov State	R1	R2	R3	R4	R5	R6	R7	R8	R9	R10	R11	R12	R13	R14	Total	Nett
29th	Hobie 16	115133	Bryan Simpson Matthew Lambert	 OR	30.0	(33.0)	30.0	32.0	30.0	27.0	22.0	27.0	26.0	20.0	29.0	23.0	25.0	27.0	381.0	348.0
30th	Hobie 16	110085	Gillian Thomson Kelly Smith	 BC	10.0	27.0	(32.0)	31.0	31.0	29.0	27.0	30.0	29.0	31.0	30.0	30.0	30.0	28.0	395.0	363.0
31st	Hobie 16	113845	Todd Morrill Max White	 OR	(36.0 SCP)	29.0	20.0	30.0	32.0	30.0	28.0	31.0	33.0	27.0	31.0	33.0	29.0	29.0	418.0	382.0
32nd	Hobie 16	114229	Kenneth Erickson James Erickson	 WA	33.0	21.0	31.0	29.0	29.0	32.0	32.0	(35.0)	30.0	25.0	35.0	32.0	34.0	30.0	428.0	393.0
33rd	Hobie 16	114771	Matt Bradshaw Carina Desmarais	 KS	32.0	31.0	33.0	34.0	33.0	34.0	29.0	34.0	(36.0 DNC)	30.0	32.0	34.0	33.0	32.0	457.0	421.0
34th	Hobie 16	112224	Chris Dunn Ginny Dunn	 CA	34.0	30.0	34.0	33.0	35.0	35.0	31.0	33.0	31.0	(36.0 DNC)	34.0	31.0	32.0	31.0	460.0	424.0
35th	Hobie 16	115158	Saramia O'Neil Chris O'Neil	 KS	(36.0 DNC)	36.0 DNC	35.0	35.0	34.0	33.0	30.0	32.0	32.0	28.0	33.0	35.0	31.0	33.0	463.0	427.0

### Hobie 20 Fleet

Sailed: 14, Discards: 1, To count: 13, Entries: 8, Scoring system: Appendix A

Rank	Fleet	SailNo	Team	Prov State	R1	R2	R3	R4	R5	R6	R7	R8	R9	R10	R11	R12	R13	R14	Total	Nett
1st	Hobie 20	986	Mark Lewis Tiffany Lewis	 CA	1.0	(4.0)	2.0	1.0	1.0	2.0	4.0	2.0	2.0	1.0	3.0	2.0	1.0	1.0	27.0	23.0
2nd	Hobie 20	935	Mark Zimmer Kimberly Zimmer	 CA	3.0	2.0	1.0	2.0	3.0	1.0	1.0	1.0	4.0	(5.0)	1.0	4.0	5.0	4.0	37.0	32.0
3rd	Hobie 20	1204	John Holmberg Faye Ren	 NC	2.0	3.0	3.0	4.0	4.0	(5.0)	3.0	5.0	3.0	2.0	4.0	1.0	2.0	2.0	43.0	38.0
4th	Hobie 20	1207	George Pedrick Gene Harris	 CA	4.0	1.0	4.0	3.0	2.0	4.0	2.0	4.0	(5.0)	3.0	2.0	3.0	3.0	3.0	43.0	38.0
5th	Hobie 20	1210	Jacob Sailer Jordon Manning	 CA	5.0	5.0	5.0	5.0	(6.0)	3.0	5.0	3.0	1.0	4.0	5.0	5.0	4.0	5.0	61.0	55.0
6th	Hobie 20	95	Tom Sinnickson Eleanor Hawkins	 CA	6.0	6.0	6.0	6.0	5.0	6.0	6.0	(9.0 DSQ)	6.0	6.0	6.0	6.0	6.0	6.0	86.0	77.0
7th	Hobie 20	916	Dwight Manning Jane Cahill	 CA	(7.0)	7.0	7.0	7.0	7.0	7.0	7.0	6.0	7.0	7.0	7.0	7.0	7.0	7.0	97.0	90.0
8th	Hobie 20	757	Frank Zander Ron Trainor	 BC	8.0	8.0	8.0	8.0	8.0	8.0	8.0	7.0	8.0	8.0	8.0	8.0	8.0	(9.0 DNC)	112.0	103.0

### Scoring codes used

Code	Description	Points
DNC	Did not come to the starting area	Varies
DSQ	Disqualification	Varies
RET	Retired	36
SCP	Scoring penalty under rule 44.3	36
UFD	U flag disqualification under rule 30.3	36

Sailwave Scoring Software 2.28.1  
[www.sailwave.com](http://www.sailwave.com)

<https://hobiediv4.org/event/2019-1620-nas/>

<http://www.regattanetwork.com/event/17674>