




# Arizona Yacht Club

## Lake Pleasant Race Chart

October 2013 Revision Laser ©1999, 2001, 2002, 2008, 2009, 2013, 2019

### Signal Boards



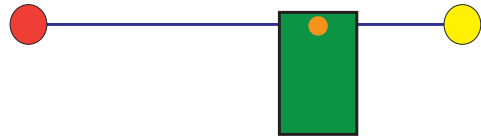
The racing course is read from the BOW of the committee boat to the STERN in this order:

1. Fleet
2. Course to be sailed (see courses below)
3. First mark to round to port
4. Second mark to round to port
5. Any additional marks to be rounded

The sample sequence above denotes Thistle fleet, windward-leeward race course, rounding north, then south, then finish.

### Start-Finish Line

The start line is drawn between the committee boat mast and the red ball mark. Finish line is drawn between the mast and the yellow ball mark. Start and finish marks may be on either side of the boat.



### Marks and Mark Locations

Race marks are large, inflatable buoys plus an island. The race committee may use up to 9 different marks.

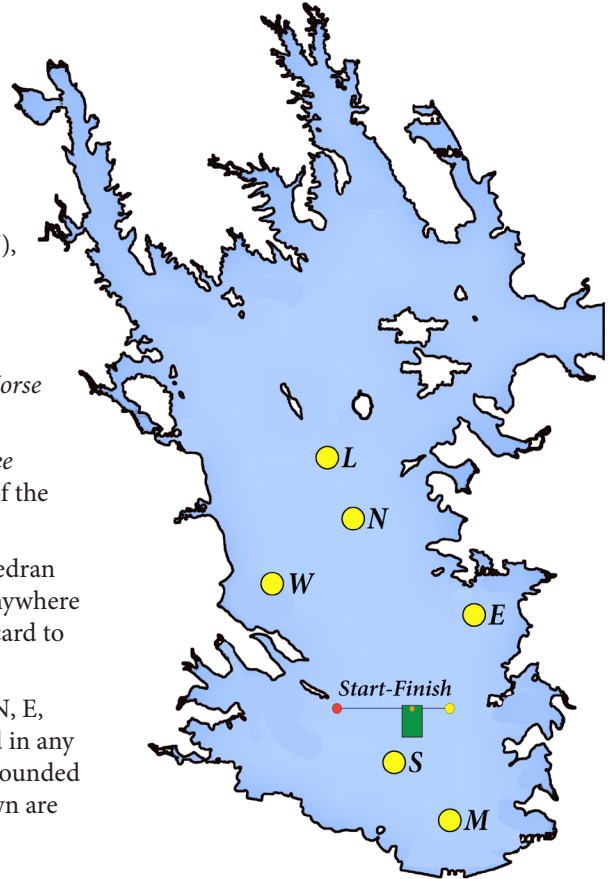
Four are set in approximate cardinal directions: *North* (N), *East* (E), *South* (S), and *West* (W).

In addition, they may use a *Long* (L), *Marina* (M), and *Horse Island* (H).

For the X course, a *Committee* (C) mark is set just upwind of the committee boat.

Finally, a bright green tetrahedron *Alternate* (A) may be used anywhere on the race course as a wild card to adjust to wind shifts.

In summary, the marks are: N, E, S, W, L, M, H, C, and A, used in any combination. All marks are rounded to port. Chart positions shown are approximate.



### Race Courses



**Triangle:** Start, Mark 1, Mark 2, Mark 3 and finish.



**Windward-Leeward:** Start, Mark 1, Mark 2, and finish.



**Olympic:** Triangle course followed by windward-leeward. Start, Mark 1, Mark 2, Mark 3, Mark 1, Mark 3 and finish. Note: Signals boards will show only the first three marks.



**X:** Start, Mark 1, Mark 2, Mark 1, and finish.

