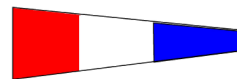

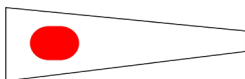


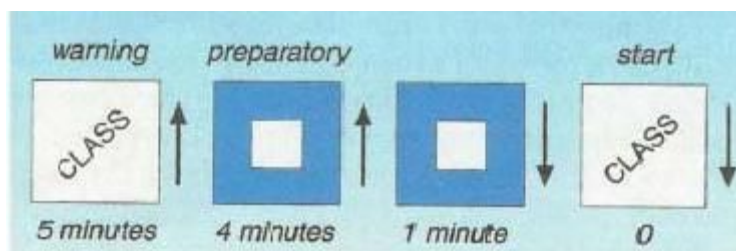
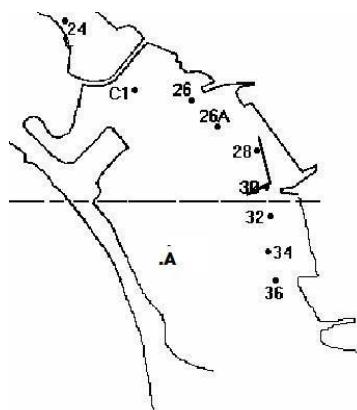
# NYCSD Wednesday Night Regatta Attachment A – Courses (Rev 4-9-2019)



CLASS 1 (Race)  
(Capri 16.5)

CLASS 2 (Cruise)

CLASS 3



<b>1A</b>	1.6 NM A to Port C to Port Finish	<b>4A</b>	3.8 NM A to Port C to Port A to Port R to Port C to Port A to Port C to Port Finish	<b>13</b>	4.0 NM A to Port SD 30 to Port SD 28 to Port Finish	<b>22</b>	3.2 NM A to Port (.75NM) SD 38 to Port Finish
<b>1B</b>	Turns to Stbd			<b>14</b>	3.0 NM SD 28 to Stbd SD 32 to Stbd Finish	<b>23</b>	3.4 NM A to Port (.75NM) SD 40 to Port Finish
<b>1C</b>	1.8 NM A to Port R to Port C to Port Finish	<b>4B</b>	Turns to Stbd	<b>15</b>	3.7 NM SD26A to Stbd SD30 to Stbd Finish	<b>24</b>	4.3 NM A to Port (.75NM) SD 34 to Port A to Port SD34 to Port Finish
<b>1D</b>	1.6 NM A to Port (.75 NM) Finish	<b>5</b>	2.6 NM SD 34 to Port Finish	<b>16</b>	3.4 NM SD32 to Port SD28 to Port SD30 to Stbd Finish	<b>25</b>	5.0 NM A to Port (.75NM) SD 36 to Port A to Port SD36 to Port Finish
<b>2A</b>	2.6 NM A to Port C to Port A to Port C to Port Finish	<b>6</b>	2.7 NM A to Port SD 32 to Port Finish	<b>17</b>	4.6 NM A to Port SD 32 to Port A to Port SD 32 to Port Finish	<b>26</b>	5.5 NM A to Port (.75NM) SD 38 to Port A to Port SD 38 to Port Finish
<b>2B</b>	Turns to Stbd	<b>7</b>	2.2 NM SD 30 to Port Finish	<b>18</b>	4.3 NM A to Port SD26A to Stbd SD30 to Stbd Finish	<b>27</b>	6.0 NM A to Port (.75NM) SD 40 to Port A to Port SD 40 to Port Finish
<b>2C</b>	2.8 NM A to Port R to Port C to Port A to Port C to Port Finish	<b>8</b>	3.4 NM A to Port SD 34 to Port SD 32 to Port Finish	<b>19</b>	4.5 NM SD 26A to Stbd SD 34 to Stbd Finish		
<b>2D</b>	2.3 NM (.75 NM) A to Port C to Port A to Port Finish	<b>9</b>	3.5 NM A to Port SD 32 to Port SD 30 to Port Finish	<b>20</b>	2.6 NM A to Port (.75NM) SD34 to Port Finish		
<b>3A</b>	3.6 NM A to Port C to Port A to Port C to Port A to Port C to Port Finish	<b>10</b>	3.3 NM A to Port SD 38 to Port SD 36 to Port Finish	<b>21</b>	2.9 NM A to Port (.75NM) SD36 to Port Finish		
<b>3B</b>	Turns to Stbd	<b>11</b>	3.8 NM A to Port SD 40 to Port SD 38 to Port Finish				Notes: 1. Mark 'C' (leeward mark) will be set by R/C. 2. Mark 'R' (reach mark) will be set by R/C.

	<b>12</b>	2.4 NM SD 28 to Port Finish		3. All distance approximate. Actual distances will be calculated at time of race scoring.
--	-----------	-----------------------------------	--	---