



## 2020 Laser Series Sailing Instructions

### 1 RULES

- 1.1 The regatta will be governed by the rules as defined in *The Racing Rules of Sailing*.
- 1.2 RRS 40 is changed as follows: Competitors shall wear personal floatation devices, except briefly while changing or adjusting clothing or personal equipment. Wet suits or dry suits are not personal flotation devices. Flag Y may or may not be displayed.
- 1.3 RRS 44.1 is changed as follows: A boat may take a One-Turn Penalty as described in RRS 44.2 when she may have broken a rule of part 2 while racing. However, if a boat breaks SI 8.4 (restricted start-finish line) she may take a Two-Turns Penalty and continue racing.
- 1.4 US Prescriptions to RRS 63.2 and 63.4 are deleted.

### 2 NOTICES TO COMPETITORS

Notices to competitors will be posted on the electric official notice board located on Regatta Network:  
<http://www.regattanetwork.com/event/20769>

### 3 CHANGES TO SAILING INSTRUCTIONS

- 3.1 Changes to the sailing instruction will be posted on the electronic official notice board on Regatta Network at: <http://www.regattanetwork.com/event/20769> by 1200 on the day it will take effect, except that any change to the schedule of races will be posted by 2000 the day before it will take effect.
- 3.2 In accordance with RRS 90.2(c), the race committee may give oral changes to the sailing instructions, on-the-water. Should this be deemed necessary, the race committee shall display the "L" flag on the signal boat with one sound, prior to making oral announcements.

### 4 SIGNALS MADE ASHORE

Signals made ashore will be displayed, or communicated verbally, at the Lake Forest Launch Ramp.

### 5 SCHEDULE OF RACES

- 5.1 Races will be on Monday nights with two, 7-night series as follows:

(Spring series - 7 weeks)	6/1 through 7/13	First warning 1800
(Summer series – 7 weeks)	7/20 through 8/31	First warning 1800
- 5.2 Three races are scheduled each evening, although more races may be run should conditions permit.
- 5.3 Warning signals for second and subsequent races will be made as soon as practical after completion of each race.
- 5.4 If fewer than three races are completed, the race committee will display AP over A to signal that *races not started are postponed. No more racing today.*

### 6 CLASS FLAGS

Class flags will be as follows. Multiple classes may start simultaneously, in which case the race committee will display multiple class flags:

- 6.1

<i>Class</i>	<i>Flag</i>
Laser A Fleet	Code Flag "A"
Laser B Fleet	Code Flag "B"
Laser Pico	Code Flag "C"

- 6.2 For Laser A and B fleets, either a full-rig or radial sail may be selected for any race.

## **7 RACING AREAS**

The racing area will be near the Tahoe City PUD Lake Forest Boat Ramp located approximately two miles northeast of Tahoe City.

## **8 THE COURSES AND MARKS**

8.1 See Addendum A for course illustrations.

8.2 In Addendum A, “p” means leave mark to port, and “s” means leave mark to starboard. “OM” means offset mark.

8.3 A windward offset mark (mark OM) may or may not be set.

8.4 After starting and before finishing, boats shall not cross the start-finish line. During this time, the start-finish line is defined as an obstruction. Boats breaking this SI may take a Two-Turns Penalty, as described in RRS 44.2, and continue racing.

## **9 THE START**

9.1 Races will be started using RRS Appendix U (Audible-Signal Racing System).

9.2 The starting line will be between a staff displaying an orange or red flag on the race committee signal boat and a round red/orange buoy.

9.3 Boats whose warning signal has not been made are requested to keep clear of the starting area during the starting sequence for other classes, and while boats are finishing.

## **10. RECALLS**

The Race Committee may hail the sail number(s) of the boat(s) identified on the course side of the starting line after the starting signal. The failure of a hail, the failure of a boat to hear the hail, or the order of the hails shall not be grounds for redress. This changes RRS 62.1(a).

## **11 THE FINISH**

The finishing line is the same as the starting line.

## **12 TIME LIMIT**

Boats failing to finish within 15 minutes after the first boat sails the course and finishes will be scored DNF without a hearing. This changes RRS 35, A4, and A5.

## **13 PROTESTS AND REQUESTS FOR REDRESS**

13.1 Boats intending to protest or request redress shall notify the PRO, including the sail number(s) of the boat(s) being protested, following the race in which the incident occurred.

13.2 Protest forms are available online at [www.ussailing.org/competition/rules-officiating/judges](http://www.ussailing.org/competition/rules-officiating/judges). Protests and requests for redress or reopening shall be emailed to the TYC not later than noon on Tuesday following the race.

13.3 When protests are filed, the protest meeting schedule will be posted on Regatta Network not later than 1500 hours on Thursday following the race. Hearings are normally scheduled on Thursday evening at the TYC clubhouse.

## **14 SCORING**

14.1 For each race, boats that do not come to the starting area, do not start, do not finish, retire, or are disqualified, shall be scored one more than the number of boats that come to the starting area. This replaces RRS A9.

14.2 Twenty-one (21) races are scheduled for each series. Five (5) completed races are required to constitute a series.

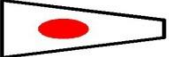

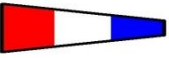









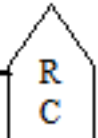


14.3 As many races as possible may be run each day.

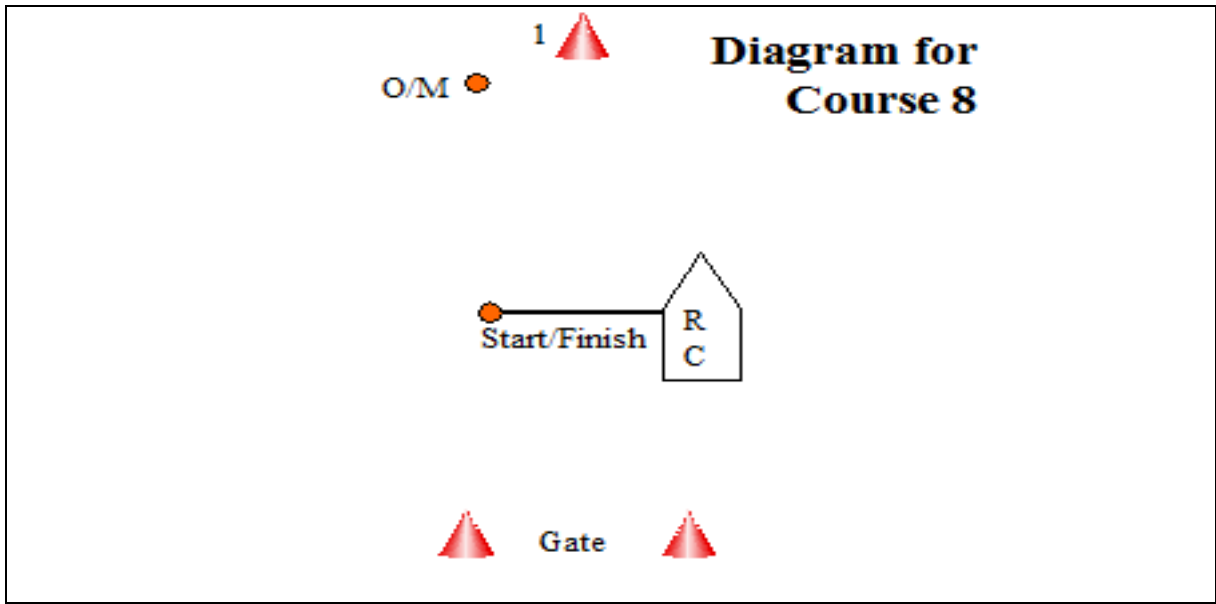
14.4 If fewer than five races are completed, a boat’s series score shall be the total of her race scores. For every five races completed, one race score shall be discarded.

## **15 SAFETY**

When reasonably possible, boats are requested to notify the RC when retiring from the race course.

## Addendum A – Courses and Course Diagrams

	<b>Course 1</b> Windward, Leeward	Start - 1p – OMp - 3p - Finish
	<b>Course 2</b> Windward, Leeward Twice Around	Start - 1p – OMp - 3p - 1p – OMp - 3p—Finish
	<b>Course 3</b> Triangle	Start—1p – OMp - 2p - 3p - Finish
	<b>Course 4</b> Triangle, Windward Leeward	Start - 1p - OMp - 2p - 3p - 1p - OMp - 3p - Finish
	<b>Course 5</b> Windward, Leeward, Windward	Start - 1p – OMp - 3p - 1p – OMp - Finish (downwind)
	<b>Course 6</b> Windward, Finish	Start - 1p – OMp - Finish (downwind)
	<b>Course 7</b> Harry Anderson	Start – 1p – 2p – HAs – 3p – Finish  <i>If HA is not present, round pin end of starting line to starboard.</i>
<div style="display: flex; justify-content: space-around; align-items: center;"> <div style="text-align: center;">  OM         </div> <div style="text-align: center;">  1         </div> <div style="text-align: center;"> <h3>Diagram for courses 1-7</h3> </div> </div> <div style="display: flex; justify-content: space-around; align-items: center; margin-top: 20px;"> <div style="text-align: center;">  2         </div> <div style="text-align: center;">  HA         </div> <div style="text-align: center;">  Start/Finish         </div> <div style="text-align: center;">  R C         </div> </div> <div style="display: flex; justify-content: center; align-items: center; margin-top: 20px;"> <div style="text-align: center;">  3         </div> </div>		
	<b>Course 8</b> Windward, Gate, Finish	Start – 1p – OMp – 3gate – Finish  <i>If one gate mark is missing, round the remaining one to port.</i>



	<p><b>Course 9</b> Windward, Leeward with gate, Windward, Finish</p>	<p>Start - 1p - OMp - 3gate - 1p - OMp - Finish (downwind)</p> <p><i>If one gate mark is missing, round the remaining one to port.</i></p>
	<p><b>Course 0</b> Windward, Leeward with gate, Windward, Leeward with a gate, Windward, Finish</p>	<p>Start - 1p - OMp - 3gate - 1p - OMp - 3gate - 1p - OMp - Finish (downwind)</p> <p><i>If one gate mark is missing, round the remaining one to port.</i></p>

