

# Keowee Cup 2016

## SAILING INSTRUCTIONS for Buoy Course Races

KEOWEE SAILING CLUB  
P.O. Box 353, Seneca, SC 29679 – (864) 882-9613

---

### 1.0 RULES

The Keowee Cup regatta will be governed by *The Racing Rules of Sailing* (RRS).

### 2.0 NOTICES TO COMPETITORS

Notices to competitors will be posted on the KSC Official Notice Board located on the southeast wall of the Pavilion near the inside entrance to the club house.

### 3.0 CHANGES IN THE SAILING INSTRUCTIONS

- 3.1 Changes to the sailing instructions will be announced at the competitors meeting and posted on the Official Notice Board no later than the conclusion of the Competitor's Meeting.
- 3.2 Any changes to the schedule of races will be posted no later than 1800 hours on the day before the change takes place.
- 3.3 Race Committee may make oral changes to the Sailing Instructions on the water by displaying code flag "L" and verbally informing and receiving acknowledgment from each boat.

### 4.0 SIGNALS MADE ASHORE

- 4.1 Signals made ashore will be displayed from the main flagstaff on the lakeside of the clubhouse.
- 4.2 When code flag "AP" is displayed ashore, "1 minute" is replaced with "not less than 30 minutes" in the RRS Race Signal "AP."

### 5.0 SCHEDULE OF RACES

5.1 Races are scheduled as follows:

Saturday	11:00	Competitor's Meeting
	12:00	First Warning
		Other races to follow
Sunday	10:00	First Warning
		Other races to follow

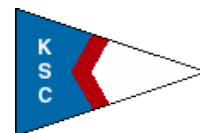
5.2 No races will be started after 14:30 on Sunday.

### 6.0 CLASS FLAGS

6.1 Class flags shall be posted on the Official Notice Board and announced at the competitors' meeting.

### 7.0 RACING AREAS

- 7.1 The racing area for all regatta Buoy races will be in the open areas directly in front of the Keowee Sailing Club, or in the open area just north of the chain of islands directly across from the club.
- 7.2 See attached map for racing areas.



## 8.0 THE COURSES

- 8.1 Appendix A shows the Buoy courses, and options, the order in which marks are to be passed,
- 8.2 The course designation (course number) will be displayed from the Race Committee signal boat no later than the warning signal.

## 9.0 MARKS

- 9.1 Marks used on race courses will be described and posted at or before the competitors meeting.
- 9.2 Long "A" and "C" will be a Yellow Tetrahedron.
- 9.3 Short "A" will be an Orange Tetrahedron.
- 9.4 Finish Line will be an Orange Cylinder.
- 9.5 Start will be a staff with a red flag

## 10.0 THE START

- 10.1 Competitors are asked to sail by the committee boat before their first race of the day to check in by hailing their sail number and receiving acknowledgement.
- 10.2 The starting line will be between the staff displaying a Yellow or orange flag on the RC signal boat on the starboard end of the starting line and the port end starting mark.
- 10.3 The race committee may attempt to hail boats that are over early; however, this is a courtesy and failure to hear a hail shall not be grounds for redress.

## 11.0 PENALTY SYSTEM

For the multihull classes, rules 44.1 and 44.2 are changed so that only one turn, including one tack and one gybe, is required.

## 12.0 THE FINISH

The finish line will be between a staff displaying an orange or yellow flag on an RC finish boat and the finish mark.

## 13.0 TIME LIMITS

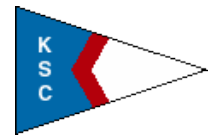
- 13.1 The time limit for the second boat in all classes to pass the first mark is 45 minutes.
- 13.2 The time limit for the second boat in all classes to finish is 2 hours.
- 13.3 A boat failing to finish within 30 minutes after the second boat in the same class sails the course and finishes, will be scored TLE (Time Limit Expired) and will be scored one more place than the last place finisher in its class without a hearing. This changes RRS 35, A 11 and A4.1.

## 14.0 PROTESTS AND REQUESTS FOR REDRESS

- 14.1 Protest forms will be available at the "Official Notice Board". Protests shall be delivered there within the protest time limit.
- 14.2 The protest time limit is 60 minutes after the signal boat returns to the dock. Notices will be posted within 30 minutes of the protest time limit to inform competitors of hearings in which they are parties or named as witnesses.
- 14.3 Protests will be held in the KSC office next to the new kitchen as soon as possible and in approximate order of receipt.

## 15.0 SCORING

- 15.1 Multiple races are scheduled for boats racing on Buoy courses. One (1) race is required to constitute a regatta.
- 15.2 The Low Point scoring system of Appendix A will apply, except that a boat's final score shall be the sum of all races with no score excluded. This changes rule A2.



## 16.0 SAFETY

A boat that retires from a race shall make all reasonable efforts to so notify the Race Committee on the water. A boat, which leaves the racing area without having notified the Race Committee, shall make every possible effort to notify the committee by radio or other means on her return to clubhouse. A VHF radio is located in the clubhouse

## 17.0 PRIZES

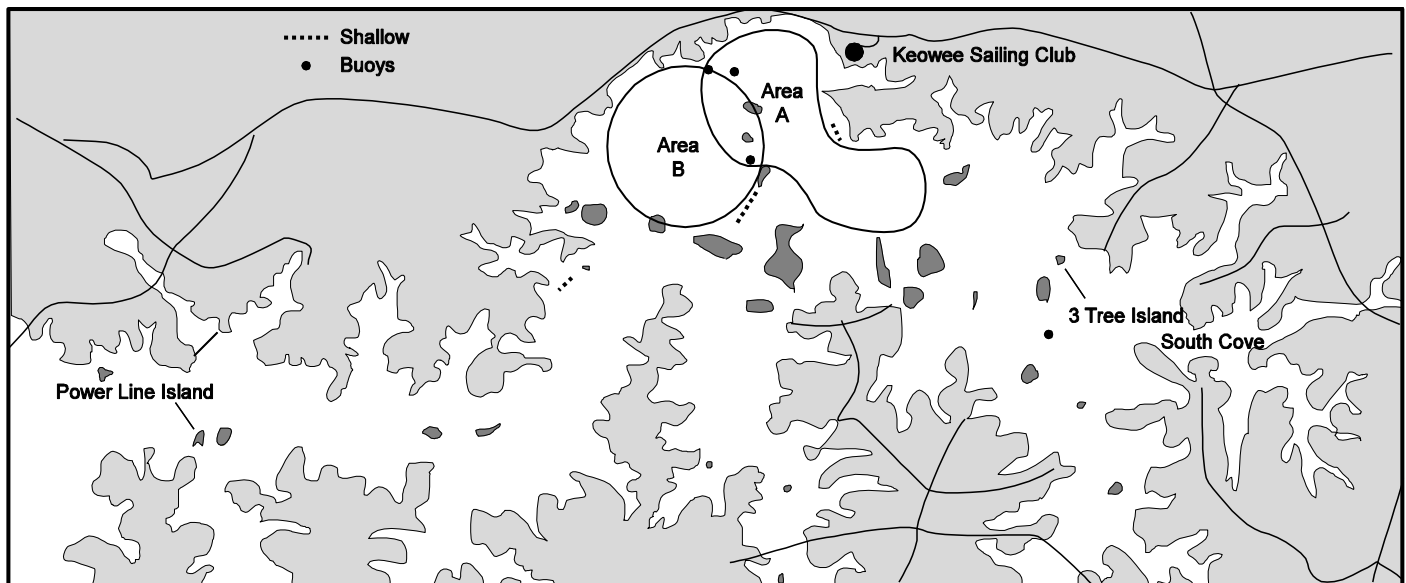
Prizes will be awarded according to the Notice Of Race.

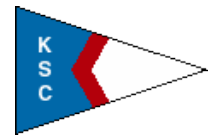
## 18.0 DISCLAIMER OF LIABILITY

Competitors participate in the regatta entirely at their own risk; see RRS 4 *Decision to Race*. The organizing authority will not accept any liability for material damage or personal injury or death sustained in conjunction with or prior to, during, or after the regatta. It is the responsibility of each competitor to take any measure he or she deems necessary to ensure his or her personal safety and the safety of the boat and crew on which he or she is competing.

## 19.0 RACING AREAS

Regatta and club races are normally sailed in Racing Areas A and B shown below. Longer races may use islands or lake buoys as marks of the course. **Note several shallow areas near the Racing Areas.**





## Appendix A: COURSES

The table below lists the courses, each course designated by a course number.

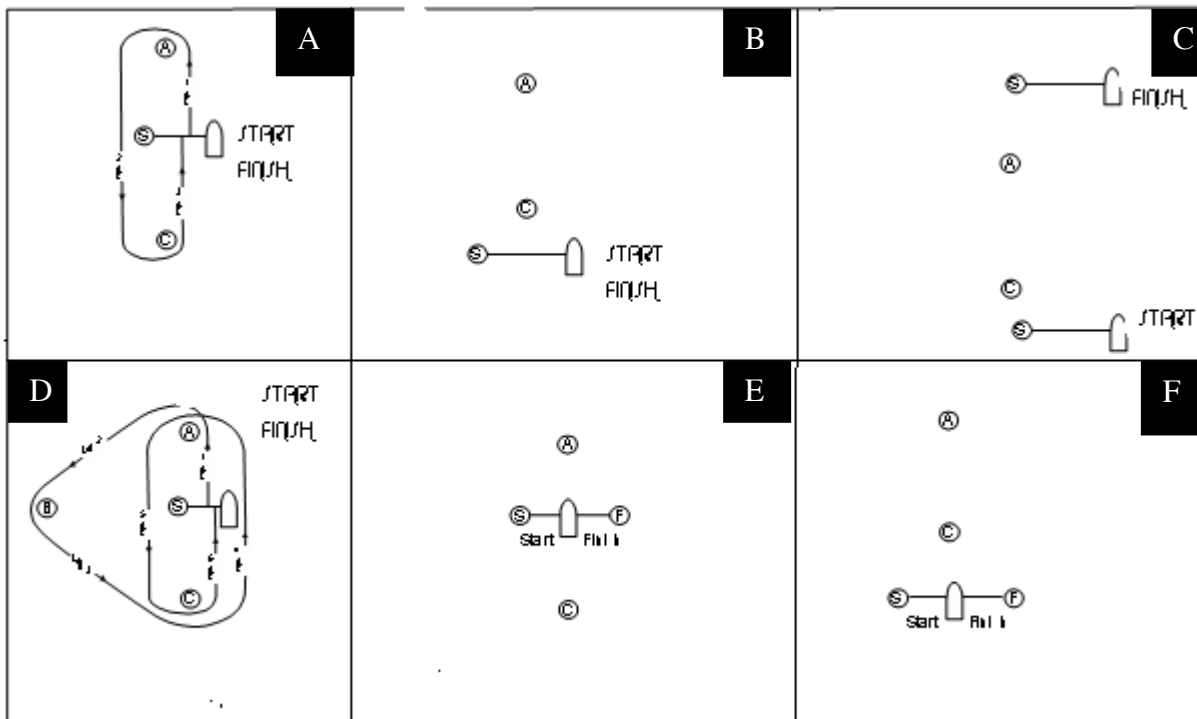
The following designations in the course descriptions are used:

**(S)** = Start; **A** = Weather Mark; **B** = Reaching Mark; **C** = Leeward Mark; **(F)** = Finish

The Race Committee may set up in various configurations as they see necessary for the conditions. The options are shown below and will be designated with a letter, **A-F**

No.	Course	Finish
1	(S) A C A (F)	Downwind
2	(S) A C A C A (F)	Downwind
3	(S) A C A B C (F)	Upwind
4	(S) A B C A C (F)	Upwind
5	(S) A C (F)	Upwind
6	(S) A C A C (F)	Upwind
7	(S) A C A B C A C (F)	Upwind
8	(S) A B C A (F)	Downwind
9	(S) A B C (F)	Upwind

### Some Course Option Examples



Note: A short "A" may be placed for fleet separation and conditions. Both "A's" may also be positioned together as conditions warrant.