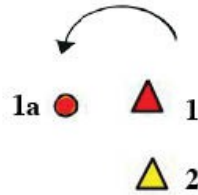


RYC Multihull Invitational Course Sheet

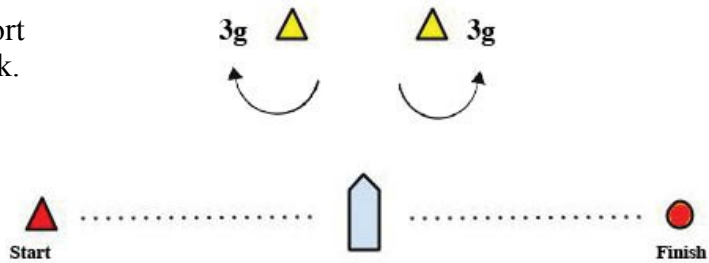
Marks

- 1/2 – Windward Marks
- 1a – Offset Mark for long course only
- 3 – Leeward Gate
- 4 – Leeward Mark



Marks 1, 1a, 2, 3, & 4 are rounding marks.





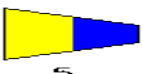



All marks are to be rounded to port except for the starboard gate mark.



Courses

- Long Course (Marks 1 and 1a) for Fleets D, E, G**
- Short Course (Mark 2) for Fleet W**



1 – Start – 1 – 1a – 4 – Finish (upwind)  1	2 – Start – 2 – 4 – Finish (upwind)  2
3 – Start – 1 – 1a – 3 – 1 – 1a – 4 – Finish (upwind)  3	4 – Start – 2 – 3 – 2 – 4 – Finish (upwind)  4
5 – Start – 1 – 1a – 3 – 1 – 1a – 3 – 1 – 1a – 4 – Finish (upwind)  5	6 – Start – 2 – 3 – 2 – 3 – 2 – 4 – Finish (upwind)  6
7 – Start – 1 – 1a – 3 – 1 – 1a – Finish (downwind)  7	8 – Start – 2 – 3 – 2 – Finish (downwind)  8

Restrictions: The Start and Finish Lines are restricted for all boats except those starting or finishing.