

Spring and Fall Series Races 2018

The Rudder Club of Jacksonville
8533 Malaga Ave.
Jacksonville, FL 32244

SAILING INSTRUCTIONS Change One

1. RULES:

- 1.1 The Spring and Fall Series will be governed by the rules as defined in *The Racing Rules of Sailing (RRS)*.
- 1.2 These Sailing Instructions apply for all races in the Rudder Club Series Races for the year 2018
- 1.3 Racing Rule A9 is changed by SI 14.4

2 NOTICE TO COMPETITORS: Notices to competitors will be posted on the Event Web Sites: Spring - <http://www.regattanetwork.com/event/15949> Fall - <http://www.regattanetwork.com/event/15951> and on the Official Bulletin Board located on the Rudder Club's North exterior wall.

3 CHANGES IN THE SAILING INSTRUCTIONS: Any changes to the Sailing Instructions will be posted on the Event Web Site and on the Official Bulletin Board no later than 0945 on the day of the race. Oral changes to the Sailing Instructions may be communicated to each boat prior to its warning signal and are allowed only on the water.

4 SIGNALS MADE ASHORE:

- 4.1 Signals made ashore will be displayed from the flag pole located on the North side of the Rudder Club.
- 4.2 The warning signal for the first class will be made not less than 30 minutes after Code Flag AP is lowered.

5 SCHEDULE OF RACES:

5.1 Series races are scheduled as follows: Changes of scheduled dates will be promulgated by a change to the Notice of Race.

Spring Series #1 - Sat. 1/20/2018
Spring Series #2 - Sun. 1/28/2018
Spring Series #3 - Sat. 2/10/2018
Spring Series #4 - Sat. 2/24/2018
Spring Series #5 - Sun. 3/04/2018
Spring Series #6 - Sat. 3/17/2018

Fall Series #1 - Sat. 09/15/2018
Fall Series #2 - Sat. 09/29/2018
Fall Series #3 - Sat. 10/06/2018
Fall Series #4 - Sat. 10/20/2018
Fall Series #5 - Sun. 11/04/2018
Fall Series #6 - Sat. 11/17/2018

5.2 Registration: 1200 to 1245

5.3 Competitors' Meeting: 1300

5.4 Warning Signal for First Class: 1355

There will be a minimum of one race for the Portsmouth classes; other races will follow until racing is terminated by the race committee.

- 5.5 A maximum of three races will be conducted on each race day.
- 5.6 In accordance with US Sailing prescription L5.6, flag "A" displayed, with no sound, while boats are finishing means "No more racing today."

6 CLASS FLAGS:

Portsmouth Multihull	P1	
Portsmouth Monohull	P2	

7 RACING AREA

The racing area will be in the St. Johns River between the Buckman Bridge to the south and the Fuller Warren Bridge to the north as depicted on NOAA Chart 11492.

8 COURSES:

- 8.1. Courses for each class will be as shown in addendum A B or C and designated for each start on a white board on the Committee Boat.
- 8.2 Courses may be round the buoy courses from addendum A and B or one using river marks from Addendum C. Addendum C courses will be displayed on the Committee Boat using the Mark designators as displayed on the addendum.
- 8.3 If the Race Committee sets a gate instead of a Leeward Mark, boats shall sail between marks forming the gate from the direction of the last mark and round either the port mark leaving it to port or the starboard mark leaving it to starboard. If no gate is set, and a single leeward mark is used, boats shall leave this mark to port. The Race Committee may also elect to set an offset mark with the distance course windward mark. If set both the windward and the offset mark will be rounded to port

9 MARKS:

- 9.1 Marks may be either government navigation marks as Depicted on NOAA Chart 11492 or navigation marks and FCSA marks as depicted on Addendum C. Government Marks will be designated by their number as appearing on the chart. If using River Marks (Addendum C), in addition to the marks shown, an inflatable orange mark may be set to windward and designated "X" (XRAY).

9.2 **Mark Descriptions** – Marks will be as follows:

- Mark 1S – Inflated Yellow Cylinder
- Mark 2S – Inflated Yellow Cylinder
- Mark 2P – Inflated Yellow Cylinder
- Mark 1 Long – Inflated Orange Cylinder
- Mark 1 Offset – Inflated yellow trapezoid

First	N
Second	N-1
Third	N-2
Fourth	N-3

Each place thereafter subtract 1 point

10 START

The starting line will be between an orange flag flown on the Race Committee Boat and a mark set to the left side of the Committee Boat relative to the first course. In the absence of a Race Officer (RO) or assistants, the RO or competitors may through their fleet representative opt to conduct a Gate (Rabbit) Start..

11 FINISH

The finish line will be between an orange flag on the committee boat and a mark set to the right side of the Committee Boat relative to the final leg. The race committee may opt to set a white mark to the left of the committee boat. This will be announced in a Notice to Competitors posted on the bulletin board.

12 TIME LIMIT

The time limit for the first yacht in each starting class to finish is 90 minutes from her start.

13 PROTESTS

- 13.1 Protest forms are available at the Rudder Club Race Office.
- 13.2 For each class the protest time is two hours after the last boat has finished the last race of the day.
- 13.3 Appendix T, Arbitration, is in effect.

14 SCORING

- 14.1 A boat's total score for a day's racing will be Low Point in accordance with Appendix A of the RRS. One race is necessary to constitute a daily series.
- 14.2 A boat's total score for the Series will be determined by the sum of its scores in each race of each Series (no throw-out races). To qualify for inclusion in the final Series results, a boat shall compete in (i.e., come to the starting area) at least 60 percent of the races completed.
- 14.3 Scoring for each series will be based on the US SAILING prescription for scoring a long series and described in SIs 14.5 – 14.7 .
- 14.4 In order to qualify a boat must have competed (come to the starting area) in at least sixty percent of the races completed. This changes rule A9.
- 14.5 The HIGH-POINT PERCENTAGE SCORING SYSTEM will apply as follows. "N" is defined as the number of boats that compete in a particular race. Each boat finishing that race and not thereafter retiring or being disqualified will be scored as follows:
Finishing place Score

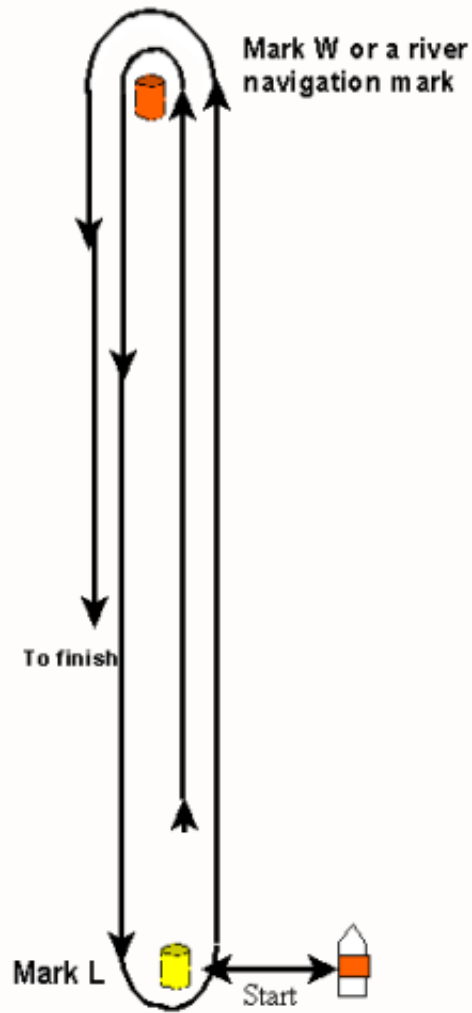
- 14.6 All other boats that compete in that race, including any that finish and thereafter retire or are disqualified, will score 0 points. Boats that do not compete in that race (DNC) will not be scored.
- 14.7 The series score for each boat will be a percentage calculated as follows: divide the sum of her race scores by the sum of the points she would have scored if she had placed first in every race in which she competed; multiply the result by 100. The qualified boat with the highest series score is the winner, and others are ranked accordingly.
- 14.8 The Spring and Fall Series will be scored individually.

15 SAFETY REGULATIONS

- 15.1 Boats shall attempt to check in with the Race Committee by sailing past on the non-course side prior to their class Warning Signal.
- 15.2 Boats withdrawing from a race prior to finishing shall make every effort to ensure that Race Committee is notified that they have dropped out
- 15.3 All competitors are required to conform to the U.S. Coast Guard regulations and the RRS concerning personal floatation devices and other required equipment.
- 15.4 Yachts shall not impede the passage of a vessel which can safely navigate only within a narrow channel, and remain clear of commercial fishing vessels while they are fishing or vessels with restricted ability to maneuver.
- 15.5 In accordance with Rule 42.3(i), providing no significant advantage is gained, a boat may employ propulsion using an engine or other method to remain clear of a non-racing vessel when required by Inland Rules.
- 15.6 The Race Committee will maintain a listening watch on Marine VHF Channel 78.

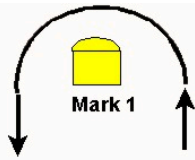
- 16 **PARTICIPATION:** Sailing is an activity that has an inherent risk of damage and injury. Competitors in this series are participating entirely at their own risk. See RRS 4, Decision to Race. Completion and submission of a registration form for these races constitute an acceptance of and agreement to abide by the Racing Rules of Sailing, the Race Notice and these Sailing Instructions.

Attachment A

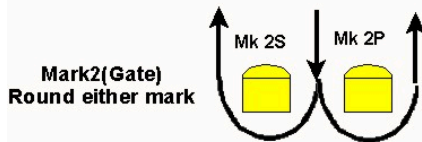


XF

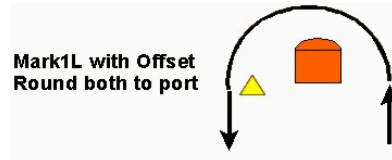
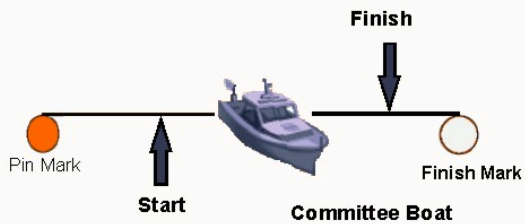
Round –the-Buoy Courses (Attachment B)



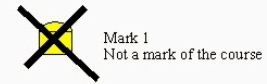
Not to Scale



Mark2(Gate)
Round either mark

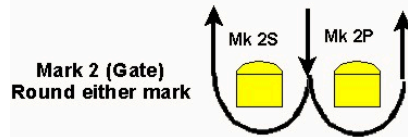


Mark1L with Offset
Round both to port

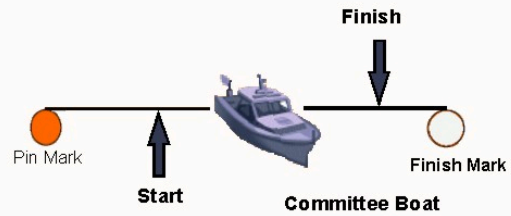


Mark 1
Not a mark of the course

Not to Scale



Mark 2 (Gate)
Round either mark



Windward Leeward Short

WS

Course: Start, 1, 2P or 2S, 1, Finish

Windward Leeward Long

WL

Course: Start, 1L, 2P or 2S, 1L, Finish