



## 2018 Beer Can Series Sailing Instructions

### 1 RULES

- 1.1 The regatta will be governed by the rules as defined in *The Racing Rules of Sailing*.
- 1.2 RRS 40 is changed as follows: Competitors shall wear personal floatation devices, except briefly while changing or adjusting clothing or personal equipment. Wet suits or dry suits are not personal flotation devices. Flag Y may or may not be displayed.
- 1.3 RRS 44.1 is changed as follows: A boat may take a One-Turn Penalty as described in RRS 44.2 when she may have broken a rule of part 2 while racing. However, if a boat breaks SI 8.4 (restricted start-finish line) she may take a Two-Turns Penalty as described in RRS 44.2 and continue racing.

### 2 COMMUNICATION WITH COMPETITORS

- 2.1 Notices to competitors will be posted on the electronic official notice board located on Regatta Network at: <http://www.regattanetwork.com/event/16669>
- 2.2 The race committee may communicate with boats on VHF channel 65.

### 3 CHANGES TO SAILING INSTRUCTIONS

Changes to the sailing instruction will be posted on the electronic official notice board on Regatta Network at: <http://www.regattanetwork.com/event/16669> by 1200 on the day it will take effect, except that any change to the schedule of races will be posted by 2000 the day before it will take effect.

### 4 NO SIGNALS MADE ASHORE

No signals will be made ashore.

### 5 SCHEDULE OF RACES

- 5.1 Races will be on Wednesday nights with two, 7-night series as follows:

(Spring series - 7 weeks)	5/30 through 7/11	First warning 1800
(Summer series – 7 weeks)	7/18 through 8/29	First warning 1800
- 5.2 Two races are scheduled each evening. The race committee will attempt to conduct a third race if conditions permit. If fewer than three races are completed, the race committee will display AP over A to signal that *races not started are postponed. No more racing today.*
- 5.3 Warning signals for second race will be made as soon as practical after completion of the first race.

### 6 CLASS FLAGS

Class flags will be black flags with white numerals. Multiple classes may start simultaneously, in which case the race committee will display multiple class flags:

Class	Flag
Division 1 Keelboats (PHRF < 37)	Code Flag "1"
Division 2 Keelboats (PHRF > 36 and < 115)	Code Flag "2"
Division 3 Keelboats (PHRF > 114)	Code Flag "3"

### 7 RACING AREAS

The racing area will be between Dollar Point and Tahoe Tavern.

## **8 THE COURSES AND MARKS**

- 8.1 See Addendum A for course illustrations.
- 8.2 In Addendum A, “p” means leave mark to port, and “s” means leave mark to starboard. “OM” means offset mark.
- 8.3 A windward offset mark (mark OM) may or may not be set.
- 8.4 After starting and before finishing, boats shall not cross the start-finish line. Boats breaking this SI may take a Two-Turns Penalty, as described in RRS 44.2, and continue racing.

## **9 THE START**

- 9.1 Races will be started using RRS 26.
- 9.2 The race committee may start divisions in any order.
- 9.3 The warning signal for the second and subsequent class will be made with or after the starting signal for the preceding class.
- 9.4 The starting line will be between a staff displaying an orange or red flag on the race committee signal boat and a round red/orange buoy.
- 9.5 A boat that starts later than four minutes after her starting signal will be scored DNS. This changes RRS 35.
- 9.6 Boats whose warning signal has not been made are requested to keep clear of the starting area during the starting sequence for other classes, and while boats are finishing.

## **10 RECALLS**

The Race Committee may hail the sail number(s) of the boat(s) identified on the course side of the starting line at the starting signal on VHF. The failure of a hail, the failure of a boat to hear the hail, or the order of the hails shall not be grounds for redress. This changes RRS 62.1(a).

## **11 THE FINISH**

The finishing line is the same as the starting line.

## **12 TIME LIMIT**

- 12.1 The time limit for finishing a race shall be 90 minutes.
- 12.2 Boats failing to finish within 15 minutes after the first boat sails the course and finishes will be scored DNF without a hearing. This changes RRS 35, A4, and A5.

## **13 PROTESTS AND REQUESTS FOR REDRESS**

- 13.1 Boats intending to protest or request redress shall notify the PRO, including the sail number(s) of the boat(s) being protested, following the race in which the incident occurred.
- 13.2 Protest forms are available at the Tahoe Yacht Club clubhouse. Protests and requests for redress or reopening shall be delivered to the TYC not later than noon on Thursday following the race.
- 13.3 A notice will be posted online not later than noon on Wednesday following the race. Hearings are normally scheduled on Wednesday evening following the race at the TYC clubhouse.

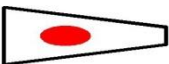

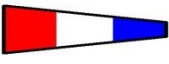

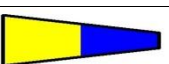


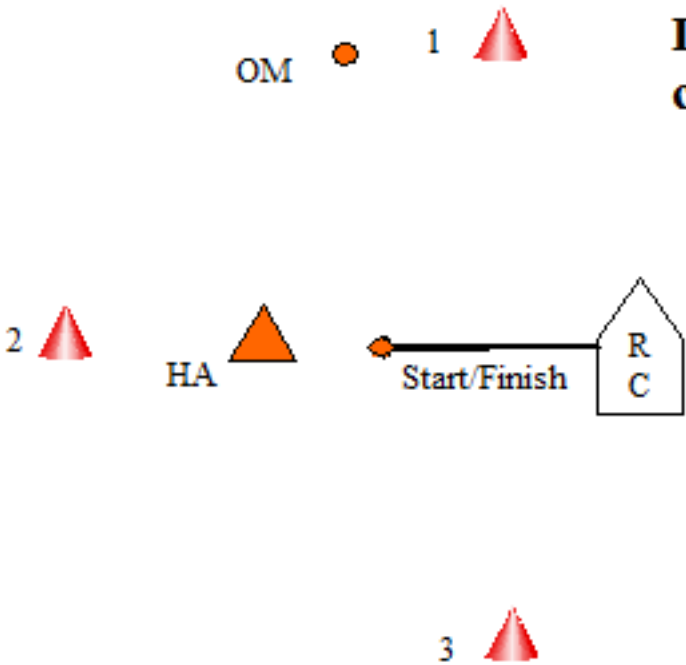

## **14 SCORING**

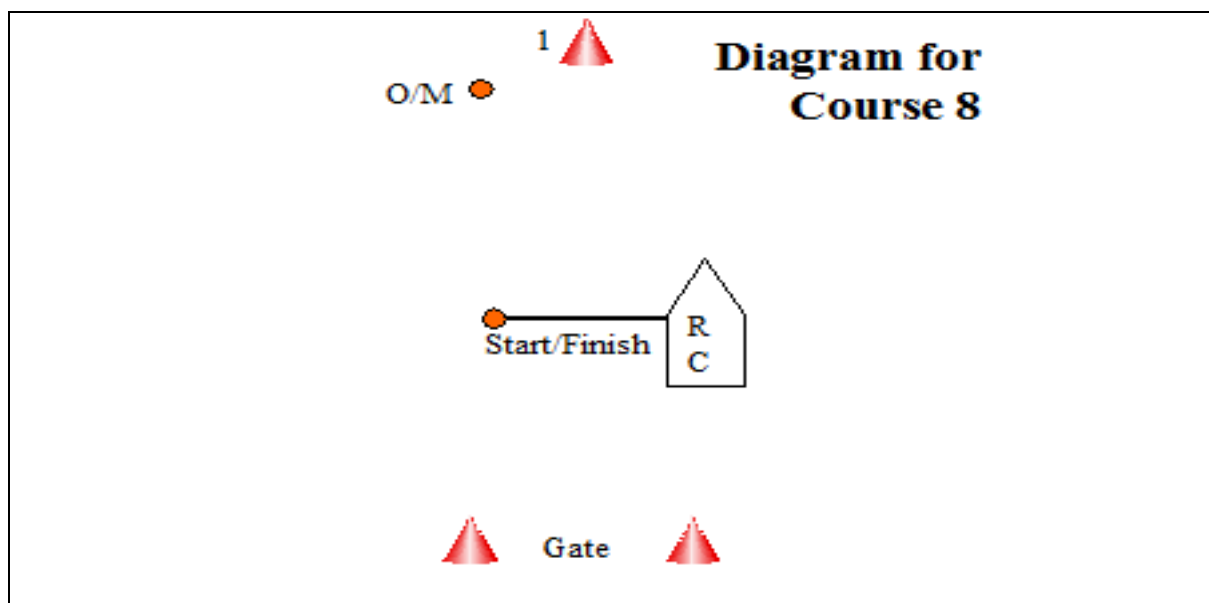
- 14.1 Fourteen (14) races are scheduled for the Spring Series and fourteen (14) races are scheduled for the Summer Series. Five (5) completed races are required to constitute each series.
- 14.2 If fewer than five races are completed, a boat’s series score shall be the total of her race scores. For every five races completed, one race score shall be excluded.
- 14.3 For each race, boats that do not come to the starting area, do not start, do not finish, retire, or are disqualified, shall be scored one more than the number of boats that come to the starting area. This changes RRS A9.

## **15 SAFETY**

When reasonably possible, boats are requested to notify the RC when retiring from the race course

## Addendum A – Courses and Course Diagrams

	<b>Course 1</b> Windward, Leeward	Start - 1p – OMp - 3p - Finish
	<b>Course 2</b> Windward, Leeward Twice Around	Start - 1p – OMp - 3p - 1p – OMp - 3p—Finish
	<b>Course 3</b> Triangle	Start—1p – OMp - 2p - 3p - Finish
	<b>Course 4</b> Triangle, Windward Leeward	Start - 1p - OMp - 2p - 3p - 1p - OMp - 3p - Finish
	<b>Course 5</b> Windward, Leeward, Windward	Start - 1p – OMp - 3p - 1p – OMp - Finish (downwind)
	<b>Course 6</b> Windward, Finish	Start - 1p – OMp - Finish (downwind)
	<b>Course 7</b> Harry Anderson	Start – 1p – 2p – HAs – 3p – Finish <i>If HA is not present, round pin end of starting line to starboard.</i>
<div style="text-align: center;">  <p><b>Diagram for courses 1-7</b></p> </div>		
	<b>Course 8</b> Windward, Gate, Finish	Start – 1p – OMp – 3gate – Finish <i>If one gate mark is missing, round the remaining one to port.</i>



	<p><b>Course 9</b> Windward, Leeward with gate, Windward, Finish</p>	<p>Start -1p – OMp - 3gate – 1p – OMp – Finish (downwind)</p> <p><i>If one gate mark is missing, round the remaining one to port.</i></p>
	<p><b>Course 0</b> Windward, Leeward with gate, Windward, Leeward with a gate, Windward, Finish</p>	<p>Start – 1p – OMp – 3gate – 1p – OMp - 3gate – 1p – OMp – Finish (downwind)</p> <p><i>If one gate mark is missing, round the remaining one to port.</i></p>

