



# 2018 BODA Nationals & Open Championships

## Sandy's Boat Club








































Results are provisional as of 16:47 on November 11, 2018

### Overall

Sailed: 8, Discards: 1, To count: 7, Entries: 61, Scoring system: Appendix A

Rank	Nat	SailNo	Club / Team	Skipper Name	Sex	Age	R1	R2	R3	R4	R5	R6	R7	R8	Total	Nett
1st		BER1224	RBVC	Christian Ebbin	M	10-05-05	1.0	1.0	3.0	1.0	2.0	(7.0)	1.0	1.0	17.0	10.0
2nd		BER1010	RBVC	Sebastian Kempe	M	03-05-05	(6.0)	2.0	4.0	6.0	1.0	1.0	3.0	3.0	26.0	20.0
3rd		USA20482	Team USA	Griggs Diemar	M	27-12-06	(9.0)	4.0	5.0	4.0	3.0	2.0	2.0	2.0	31.0	22.0
4th		USA21325	Team USA	Cort Snyder	M	08-04-05	4.0	3.0	2.0	3.0	5.0	4.0	(20.0)	4.0	45.0	25.0
5th		USA113	Team USA	Thommie Grit	M	17-06-04	2.0	5.0	1.0	2.0	8.0	3.0	(10.0)	6.0	37.0	27.0
6th		USA19971	Team USA	Samara Walshe	F	27-09-06	8.0	7.0	7.0	(16.0)	9.0	8.0	4.0	5.0	64.0	48.0
7th		USA20480	Team USA	Michael Kirkman	M	17-02-04	5.0	10.0	9.0	5.0	10.0	9.0	(22.0)	7.0	77.0	55.0
8th		USA19636	Team USA	Tony Slowik III	M	09-02-04	7.0	6.0	6.0	17.0	6.0	5.0	13.0	(62.0 UFD)	122.0	60.0
9th		BER1205	RBVC	Magnus Ringsted	M	16-08-05	13.0	12.0	(24.0)	15.0	4.0	16.0	8.0	9.0	101.0	77.0
10th		USA21833	Team USA	Pearse Dowd	M	14-03-06	15.0	21.0	(26.0)	8.0	12.0	6.0	7.0	13.0	108.0	82.0
11th		CAY1106	Cayman Islands Sailing Club	Matheo Capasso	M	06-11-04	(62.0 BFD)	13.0	17.0	13.0	11.0	15.0	19.0	8.0	158.0	96.0
12th		USA16710	Team USA	Peter Barnard	M	20-10-04	3.0	17.0	10.0	19.0	18.0	(32.0)	21.0	15.0	135.0	103.0
13th		USA21662	Team USA	Jonnie Ciffolillo	M	30-10-04	22.0	16.0	13.0	14.0	(26.0)	21.0	5.0	14.0	131.0	105.0
14th		USA22196	Belle Haven Club	Robert Ulmer	M	26-07-05	17.0	(34.0)	23.0	11.0	21.0	10.0	14.0	12.0	142.0	108.0
15th		BER1011	RBVC	Ahzai Smith	M	11-08-04	11.0	14.0	12.0	7.0	27.0	(30.0)	24.0	18.0	143.0	113.0
16th		USA22278	Team USA	Leopold Seuss	M	28-05-05	21.0	9.0	18.0	29.0	14.0	24.0	6.0	(62.0 UFD)	183.0	121.0
17th		BER1129	RBVC	Laura Hupman	F	19-05-05	(35.0)	18.0	21.0	10.0	25.0	20.0	11.0	26.0	166.0	131.0
18th		BER1118	RBVC	Amelia Lewis	F	18-01-05	14.0	19.0	19.0	28.0	(29.0)	17.0	15.0	19.0	160.0	131.0
19th		USA21699	Team USA	Ian Fox	M	03-10-05	24.0	24.0	28.0	20.0	17.0	12.0	(31.0)	10.0	166.0	135.0
20th		BER1127	RBVC	Rachael Betschart	F	16-12-05	25.0	15.0	16.0	30.0	(31.0)	13.0	17.0	25.0	172.0	141.0
21st		USA22291	Team USA	Nico Garcia-Castrillon	M	17-07-04	10.0	11.0	8.0	9.0	15.0	(62.0 BFD)	33.0	62.0 UFD	210.0	148.0
22nd		USA22582	MYC	Pierce Olsen	M	06-11-06	34.0	22.0	(35.0)	35.0	13.0	22.0	12.0	17.0	190.0	155.0
23rd		BER1226	RBVC	Nicole Stovell	F	09-04-05	12.0	28.0	14.0	23.0	(37.0)	36.0	23.0	23.0	196.0	159.0
24th		IRL1565	National Yacht Club	Fiachra McDonnell	M	09-09-05	(62.0 BFD)	8.0	11.0	56.0 PRP	7.0	11.0	9.0	62.0 UFD	226.0	164.0

Rank	Nat	SailNo	Club / Team	Skipper Name	Sex	Age	R1	R2	R3	R4	R5	R6	R7	R8	Total	Nett
25th		USA 20546	KBYC/LYC	Kevin Gosselin	M	27-05-05	19.0	29.0	(33.0)	18.0	19.0	25.0	30.0	28.0	201.0	168.0
26th		USA21855	KBYC	Umi Noritake	M	19-04-06	23.0	(38.0)	34.0	24.0	20.0	23.0	28.0	22.0	212.0	174.0
27th		USA22211	KBYC	Dylan Balunas	M	13-07-05	(32.0)	31.0	27.0	32.0	32.0	18.0	27.0	11.0	210.0	178.0
28th		USA17770	Team USA	Scott Mather	M	20-10-05	16.0	30.0	25.0	12.0	16.0	33.0	47.0	(62.0 UFD)	241.0	179.0
29th		BER1044	RHADC	Aiden Lopes	M	11-11-03	20.0	20.0	22.0	39.0	34.0	26.0	18.0	(62.0 UFD)	241.0	179.0
30th		USA21977	Team USA	Anna Vasilieva	F	06-09-06	28.0	36.0	31.0	21.0	23.0	19.0	(54.0)	21.0	233.0	179.0
31st		USA19032	Team USA	Matias Martin	M	30-04-05	31.0	23.0	(37.0)	22.0	24.0	29.0	35.0	20.0	221.0	184.0
32nd		BER1234	RBVC	Ava Adams	F	31-05-05	30.0	32.0	(39.0)	26.0	35.0	34.0	26.0	16.0	238.0	199.0
33rd		USA22688	KBYC	Tommy McCormick	M	11-03-04	27.0	25.0	38.0	(40.0)	38.0	37.0	16.0	32.0	253.0	213.0
34th		USA22382	KBYC/LHYC	Teddy Martin	M	23-11-04	18.0	46.0	15.0	37.0	39.0	35.0	(53.0)	24.0	267.0	214.0
35th		USA20439	KBYC/RIYC	Tyler Bergendahl	M	22-06-04	26.0	37.0	29.0	34.0	(42.0)	28.0	34.0	29.0	259.0	217.0
36th		BER1033	RHADC	Kipling Rossouw	M	03-04-06	33.0	(45.0)	43.0	27.0	30.0	45.0	25.0	33.0	281.0	236.0
37th		USA22581	MYC	Fynn Olsen	M	06-11-06	39.0	40.0	(41.0)	36.0	33.0	27.0	36.0	27.0	279.0	238.0
38th		USA18700	KBYC	Harvey DeMovick	M	11-10-04	(62.0 BFD)	26.0	62.0 BFD	31.0	28.0	14.0	29.0	52.0	304.0	242.0
39th		BER1042	RBVC	Genevieve Lau	F	19-07-03	38.0	27.0	30.0	41.0	41.0	42.0	(46.0)	30.0	295.0	249.0
40th		BER1017	RBVC	Sophia Dias	F	15-08-07	47.0	35.0	54.0	25.0	22.0	40.0	(55.0)	35.0	313.0	258.0
41st		BER1019	RHADC	Ethan Thompson	M	07-03-07	40.0	(44.0)	32.0	43.0	43.0	31.0	38.0	31.0	302.0	258.0
42nd		BER1031	RHADC	Ben Redburn	M	16-04-07	29.0	39.0	45.0	45.0	40.0	(50.0)	37.0	39.0	324.0	274.0
43rd		BER1215	RHADC	Ava Rosser	F	15-08-05	42.0	41.0	44.0	(48.0)	36.0	44.0	32.0	42.0	329.0	281.0
44th		BER1316	RHADC	Gabrielle Brackstone	F	28-03-04	37.0	43.0	40.0	42.0	(51.0)	49.0	44.0	38.0	344.0	293.0
45th		BER1252	RHADC	Sarah Davis	F	26-03-08	45.0	(47.0)	47.0	44.0	45.0	39.0	41.0	34.0	342.0	295.0
46th		BER1027	RBVC	Skye Oliveira	F	27-01-04	36.0	42.0	36.0	46.0	(52.0)	52.0	49.0	36.0	349.0	297.0
47th		BER1018	RBVC	PJ Rodrigues	M	30-06-06	(62.0 BFD)	48.0	42.0	33.0	46.0	51.0	50.0	37.0	369.0	307.0
48th		BER1077	RHADC	Trey Whaley	M	08-11-04	43.0	(50.0)	46.0	49.0	50.0	48.0	45.0	40.0	371.0	321.0
49th		BER1257	RBVC	Kieran Kimberley	M	23-09-04	50.0	(51.0)	50.0	51.0	44.0	47.0	40.0	41.0	374.0	323.0
50th		BER1009	RHADC	Isaac Wickramage	M	11-10-06	44.0	(52.0)	49.0	47.0	48.0	46.0	48.0	46.0	380.0	328.0
51st		BER1032	RHADC	Cameron Pimentel	M	03-01-06	41.0	(53.0)	48.0	52.0	53.0	43.0	43.0	49.0	382.0	329.0
52nd		BER2511	RBVC	Leyli Walker	F	25-11-03	(62.0 BFD)	33.0	20.0	50.0	62.0 DNC	62.0 DNC	62.0 DNC	62.0 DNC	413.0	351.0
53rd		BER1222	RBVC	Ethan Etemadi	M	22-12-04	46.0	49.0	51.0	53.0	49.0	54.0	(57.0)	50.0	409.0	352.0
54th		BER1101	RHADC	Flynn Watson-Brown	M	24-02-06	(62.0 DNC)	62.0 DNC	62.0 DNC	62.0 DNC	47.0	38.0	39.0	44.0	416.0	354.0
55th		BER1014	StGD&SC	Samantha Soares	F	05-10-06	48.0	56.0	52.0	(57.0)	54.0	57.0	42.0	45.0	411.0	354.0

Rank	Nat	SailNo	Club / Team	Skipper Name	Sex	Age	R1	R2	R3	R4	R5	R6	R7	R8	Total	Nett
56th		BER1001	RBYC	Jacques Stefani	M	18-02-06	51.0	55.0	(62.0 BFD)	54.0	55.0	55.0	51.0	43.0	426.0	364.0
57th		BER1991	StGD&SC	Joanna Santiago	F	25-05-05	49.0	54.0	53.0	55.0	(58.0)	56.0	52.0	48.0	425.0	367.0
58th		BER1035	RHADC	William Brackstone	M	24-08-04	53.0	(58.0)	55.0	58.0	57.0	58.0	58.0	51.0	448.0	390.0
59th		BER1099	RHADC	Harlan Watson-Brown	M	24-02-06	(62.0 DNC)	62.0 DNC	62.0 DNC	62.0 DNC	56.0	53.0	56.0	47.0	460.0	398.0
60th		BER1052	RHADC	Matthew Arruda	M	06-11-07	52.0	57.0	56.0	56.0	(62.0 DNC)	62.0 DNC	62.0 DNC	62.0 DNC	469.0	407.0
61st		BER1122	RHADC	Jack Adderley	M	15-08-06	(62.0 BFD)	62.0 RET	62.0 DNF	62.0 DNF	59.0	41.0	62.0 DNF	62.0 DNS	472.0	410.0

### Scoring codes used

Code	Description	Points
BFD	Black flag disqualification under rule 30.3	62
DNC	Did not come to the starting area	62
DNF	Started but did not finish	62
DNS	Came to the start area but did not start	62
PRP	Post Race Penalty under Appendix T1 (b)	56
RET	Retired	62
UFD	U flag disqualification under rule 30.3	62

[www.sbc.bm](http://www.sbc.bm)

Sailwave Scoring Software 2.25.11  
[www.sailwave.com](http://www.sailwave.com)

[http://www.regattanetwork.com/event/17626#\\_home](http://www.regattanetwork.com/event/17626#_home)