



# Massapoag Yacht Club - 2019 Annual Regatta Sailing Instructions

## 1. RACING RULES

- 1.1. The regatta will be governed by the rules as defined in the current *Racing Rules of Sailing*, the rules of each class and these sailing instructions.
- 1.2. Rules 77 and 78 are not applicable, however all boats must display a sail number.
- 1.3. Class rules, which prohibit substitution of crews except in case of emergency, are altered to permit crew substitution for any reason with written notification to the race committee.
- 1.4. Sunfish and Laser class rules are altered to allow unofficial sail numbers. For Lasers and Sunfish, non-class legal sails may be permitted with the approval of the PRO - Intensity Laser and Sunfish sails are permitted. Non-class legal daggerboards are permitted in the Sunfish class as long as they have the same dimensions as legal ones.

## 2. ELIGIBILITY

- 2.1. Competitors must have submitted a completed registration form and paid the registration fee prior to the first race.
- 2.2. Competitors must notify the Race Committee of his/her intent to race before the START of the first race on each day of the regatta

## 3. NOTICES TO COMPETITORS

- 3.1. Official notices will be posted on the Bulletin Board on the beach at the Massapoag Yacht Club. It is the responsibility of each yacht to check the board for information.

## 4. CHANGES IN SAILING INSTRUCTIONS

- 4.1. Any change to the sailing instructions will be posted before 0900 hours on the day it will take effect or will be discussed at the skippers' meeting and posted shortly thereafter.

## 5. SIGNALS MADE ASHORE

- 5.1. Signals made ashore will be displayed at the flagstaff on the beach at the Massapoag Yacht Club.
- 5.2. Flag AP with two horns (one horn when lowered) means "The race is postponed. The warning signal will be made not less than 15 minutes after AP is lowered."

## 6. RACE SCHEDULE

- 6.1. The schedule of events is as follows:

TIME	Friday	Saturday	Sunday
4:00 – 8:00	Registration & refreshments		
08:00		Breakfast & Registration	Breakfast
09:30		Skipper's Meeting	Skipper's Meeting
10:00		Races begin	Races continue
~12:00		Lunch	Lunch
(after lunch)		Races Continue	Awards
17:30		Cocktail Party	
18:30		Buffet Dinner	

- 6.2. Lunches may be staggered as fleets finish
- 6.3. No warning signal may be made after 16:00 on Saturday or after 13:00 on Sunday
- 6.4. The race committee has the option of modifying this schedule based on weather conditions.

## 7. RACING AREA

- 7.1. The “ledge” area (bounded by four WHITE “R” marks) is an obstruction. The “taut string”, as described in Rule 28.2 must lie outside all these marks.
- 7.2. Fletcher’s Cove is an obstruction. The “taut string”, as described in Rule 28.2 must lie outside (to the East) of the white “R” mark.

## 8. THE COURSE

- 8.1. The diagrams in the Appendix A illustrate the courses, including the order in which marks are to be passed. The course to be used will be displayed on the rack of the Race Committee Boat. It is the intention of the Race Committee to start all races in the direction of the windward mark, the first mark of the course.
- 8.2. The Race Committee has the option of using the following variations on the courses shown in Appendix A.
  - The relative positions of the start and finish lines and all marks in the above diagrams are approximate.
  - Finish line may use a mark instead of the finishing pin.
  - The offset mark in a windward leeward course may be omitted. The race committee will verbally notify the racers of this change.
- 8.3. The identifying letter of the chosen course will be displayed on the Race Committee Boat before or with the warning signal. For courses W#, a number will be displayed indicating the number of legs to be sailed. Courses with even numbers have downwind finishes and courses with odd numbers have upwind finishes. For courses T, an “I” or an “O” will be displayed indicating inner and outer loops of the trapezoid.
- 8.4. All marks are to be left to PORT.
- 8.5. The start/finish line shall be open (i.e. boats may pass through it while racing).
- 8.6. For trapezoid courses the last leg need not be a reach. The Race Committee may put the finish line below mark 4 and finish on a run. In either instance mark 4 must be passed to port.

## 9. MARKS

- 9.1. The first windward mark will be a YELLOW cylinder, most other marks will be ORANGE tomatoes or yellow cylinders.
- 9.2. The starting mark will be a starting pin with an ORANGE flag.
- 9.3. The finishing mark will be a finish pin with a BLUE flag.
- 9.4. A WHITE Ball will be used as an Offset mark on a “W” Course.

## 10. CLASS FLAGS

- 10.1. If two or more classes start together, the flags of all classes starting together will be raised together.

<u>Class</u>	<u>Flag</u>
Day Sailer	The letter "D" on a GREEN background
Flying Scot	The Flying Scot logo on a RED background
Comet/Handicap	The letter "H" on a PURPLE background
Laser	The letter "L" on a TEAL background
Sunfish	The letter "S" on a BLACK background
RS Aero 5, 7, 9	Circle with 9 a on PINK background

## 11. THE START

- 11.1. Races will be started using RRS Appendix U. The table below lists the sound and timing sequence.
- 11.2. Times shall be taken from the sound signals.
- 11.3. The starting line will be between a staff displaying an ORANGE flag on the Committee Boat and a nearby mark or pin.
- 11.4. Boats whose *warning* signal has not been made shall keep clear of the starting area and of all boats whose *warning* signal has been made.
- 11.5. A boat starting later than 10 minutes after her starting signal will be scored Did Not Start.
- 11.6. Classes with fewer than 10 boats may, at the discretion of the Race Committee, start with another class.

<b>Sequence TIME</b>	<b>ACTION</b>	<b>SOUND SIGNALS</b>	<b>EVENT</b>
		Faint beeping sound	10 second countdown to Start
		5 Short Blasts	Attention-getter for current class
3 Min	Raise Class flag (may be raised before this)	3 Long Blasts	WARNING for current class
2 Min		2 Long Blasts	
1:30 Min		1 Long Blast + 3 Short Blasts	
1Minute		1 Long Blast	
30 Sec		3 Short Blasts	
20 Sec		2 Short Blasts	
10 Sec		1 Short Blast	
05 Sec		5 Short Blasts	5, 4, 3, 2, 1 Seconds to Start
START	Lower Class Flag	1 Long Blast	START for current class
...This sequence will be run until all starts are completed – the starts are NOT rolling starts			

## 12. CHANGE OF COURSE AFTER THE START

- 12.1. A change of course after the start will be signaled from the RC boat or a Mark Boat before the leading boat has begun the leg, although the new mark may not then be in position.
- 12.2. Any mark to be rounded after rounding the new mark may be relocated without further signaling to maintain the original course configuration.
- 12.3. If the windward mark is moved there is no subsequent requirement to round the offset mark.

## 13. THE FINISH

- 13.1. The finish line will be between a staff displaying a BLUE flag on the Finish Boat and a finishing pin with a BLUE flag..
- 13.2. For a W4 or W6 course, the Committee Boat may be used as the Finish Boat. In that case, the finish line will be between a staff displaying a BLUE flag on the Committee Boat and a finishing pin with a BLUE flag.

## 14. TIME LIMIT

- 14.1. The time limit from the Starting Signal to the Finish for the first boat will be one and one hour and fifteen minutes (1.25hrs.) for each class. A boat that did not finish within 20 minutes after the first boat finishes or within the time limit (whichever is later), shall be scored DNF.

## 15. PENALTIES

- 15.1. Rule 44 "Taking a Penalty" shall be replaced by Appendix V "Alternative Penalties.". Two turn penalty for infractions in the zone, one turn penalty for other infractions eligible for Part 2 infractions.

## 16. PROTESTS

- 16.1. All competitors are required to notify the committee boat at the finish of the intent to protest and the sail number of the boat to be protested.
- 16.2. Written Protests shall be submitted to the Race Committee not later than 20 minutes after the Race Committee Boat arrives at the dock following the last race of the day.
- 16.3. A list of the yachts protesting and protested will be posted on the bulletin board and the competitors or their representatives must remain available for a hearing to be held as soon as possible.
- 16.4. A protest committee shall be chosen according to Rule 91(a).

## 17. SCORING

- 17.1. The Low Point scoring system, Appendix A, will apply.
- 17.2. Number of races - Up to 8 races for 2-person boats, as many races as possible for the Sunfish, Aeros and Lasers
- 17.3. One completed race shall constitute a series.

17.4. There will be no throw-outs unless 6 or more races are run, then there will be 1 throw out.

## 18. SAFETY

18.1. Safety equipment specified by class rules and current applicable U.S.C.G. and Commonwealth of MA, Registry of Motor Vehicles, Marine Division regulations for each boat category must be carried by all competing yachts.

18.2. Current minimum requirements \* Single-handed boats are exempt from these requirements.

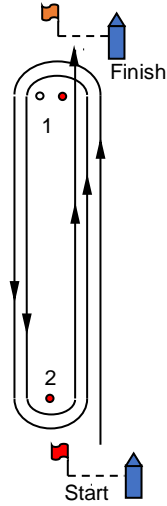
- One U.S.C.G. or C.E. approved P.F.D. for each person on board.
- Horn or whistle
- Paddle or oar \*
- Bailing bucket \*
- Suitable anchor with at least 50 ft. of rope. \*
- Throwable flotation device \*

## 19. ADDENDUM

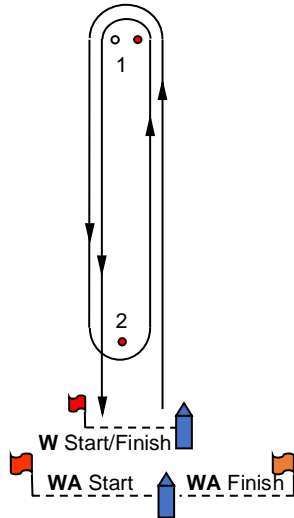
19.1. All yachts are warned that there is a large shallow area immediately to the North/North West of Flat Rock and extending to the east and north. Water-depth in the area ranges from 2 to 7 feet.

## APPENDIX A

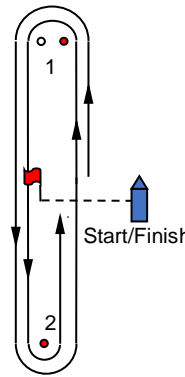
**W** windward/leeward  
separate start and finish  
**W3** = start-1-2-finish  
**W5** = start-1-2-1-2-finish  
**W7** = start-1-2-1-2-1-2-finish



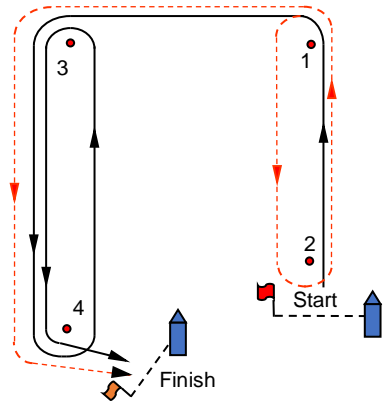
**W** or **WA** windward/leeward  
start leeward  
**W2** = start-1-finish  
**W4** = start-1-2-1-finish  
**W6** = start-1-2-1-2-1-finish



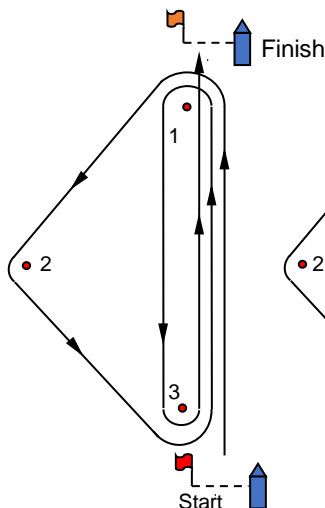
**WB** windward/leeward  
start middle  
**W3** = start-1-2-finish  
**W5** = start-1-2-1-2-finish  
**W7** = start-1-2-1-2-1-2-finish



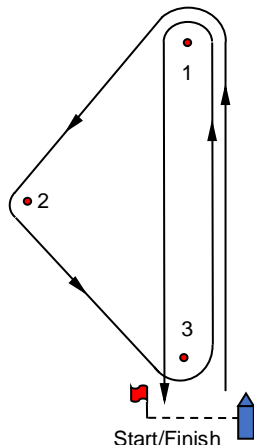
**T** trapezoid  
**T**=start-1-3-4-finish  
**TI**=start-1-2-1-3-4-finish  
**TO**=start-1-3-4-3-4-finish



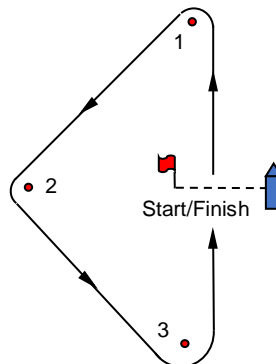
**O** Olympic  
**O**=start-1-2-3-1-3-finish



**G** gold cup  
**G**=start-1-2-3-1-finish



**M** modified triangle  
**M**=start-1-2-3-finish



**B** box  
**B**=start-1-2-3-4-finish  
**BO**=start-1-2-3-2-3-4-finish

