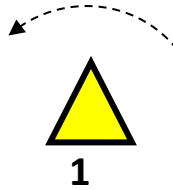
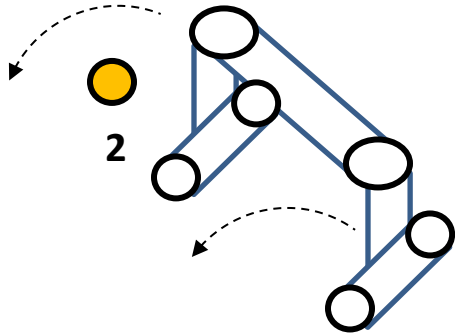


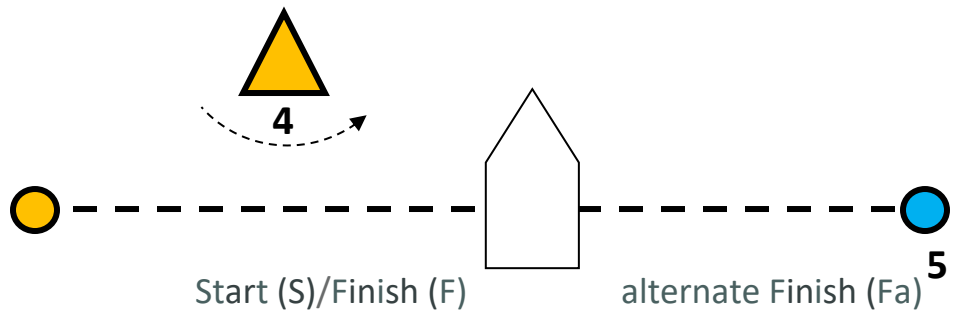
ATTACHMENT A

Augusta Sailing Club Youth Course Diagram

COURSE 2



1. Mark colors and shapes are subject to change from this diagram.
2. Mark 4 may be eliminated.
3. The RC may place a finish mark 5 to starboard of the RC boat if fleets are large. Course number to be denoted with an "a" For example, WO1a
4. O'pen Bics will sail through the Bridge of Doom. Optis will sail around the bridge of doom. If there are boats stuck at the bridge O'pen Bics may sail around mark 2.

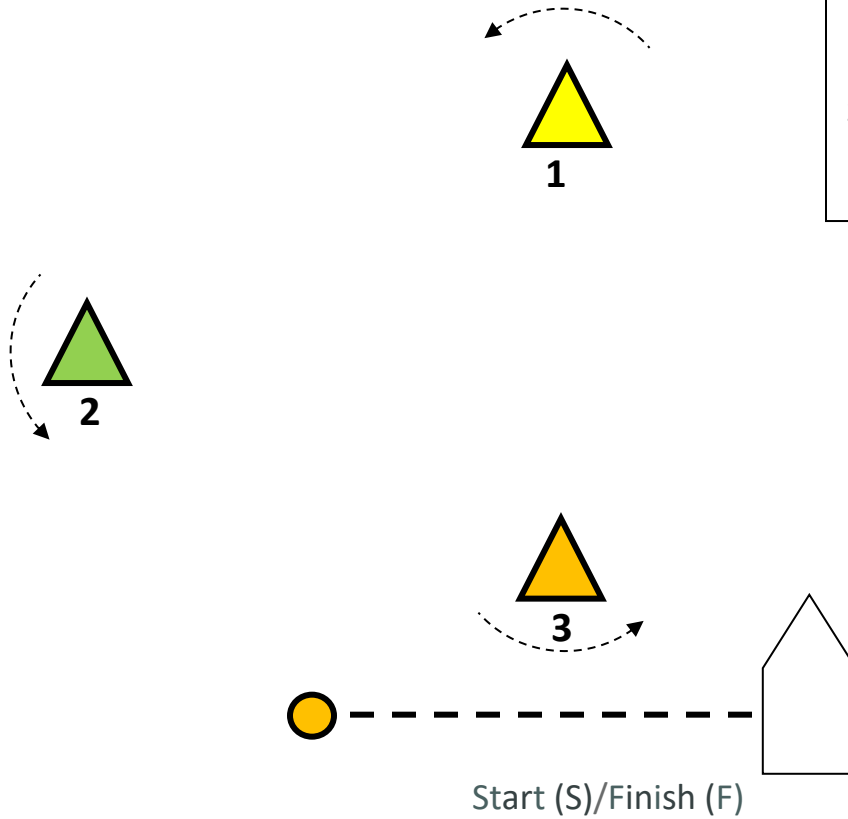


COURSE NO.	T-Marks (Trapezoid)
TO1	S-1-2-3-F
TO2	S-1-2-3-4-1-2-3-F
TO3	S-1-2-3-4-1-2-3-4-1-2-3-F

COURSE NO.	W-Marks (Windward)
WO1	S-1-F
WO2	S-1-4-1-F
WO3	S-1-4-1-4-1-F

ATTACHMENT A
Augusta Sailing Club Youth Course Diagram

COURSE 3



1. Mark colors and shapes are subject to change from this diagram.
 2. Mark 2 may be eliminated.

COURSE NO.	T-Marks (Triangle)
TO1	S-1-2-F
TO2	S-1-2-3-1-2-F
TO3	S-1-2-3-1-2-3-1-2-F

COURSE NO.	W-Marks (Windward)
WO1	S-1-F
WO2	S-1-3-1-F
WO3	S-1-3-1-3-1-F