

2019 Sandy MacVickar Regatta July 1, 2019

Organizing Authority: Severn Sailing Association
Annapolis, Maryland, USA

<http://www.severnsailing.org>



2019 AYC Annual Junior Regatta July 2, 2019

Organizing Authority: Annapolis Yacht Club
Annapolis, Maryland, USA

<http://www.annapolisyc.com/racing/regattas>

SAILING INSTRUCTIONS

The notation '[DP]' in a rule in the sailing instructions (SIs) or notice of race (NoR) means that the penalty for a breach of that rule may, at the discretion of the protest committee, be less than disqualification. The notation '[NP]' in a rule of the SIs or NoR means that a boat may not protest another boat for breaking that rule. This changes RRS 60.1(a).

1 RULES

- 1.1 The regattas will be governed by the rules as defined in The Racing Rules of Sailing (RRS).
- 1.2 [DP] RRS 40 is changed to require all competitors and coaches to wear USCG approved Type III Personal Flotation Devices (PFDs) at all times while afloat, except for brief periods while changing or adjusting clothing or personal equipment.

2 COMMUNICATIONS WITH COMPETITORS

- 2.1 Notices to competitors will be posted on the official notice board located:
 - (a) SSA Sandy MacVickar: under the outer staircase on the lower level of the SSA Clubhouse.
 - (b) AYC Junior Annual: on the waterside of the AYC Sailing Center
- 2.2 The race office is located:
 - (a) SSA Sandy MacVickar: on the 2nd floor of the SSA Clubhouse.
 - (b) AYC Junior Annual: at the western end of the 3rd floor of the AYC Sailing Center, or by telephone at 410-858-4964 or by email at raceoffice@annapolisyc.org.
- 2.3 Forms can be found at the race office or online at <https://annapolisyc.com/racing/raceoffice>.

3 CHANGES TO SAILING INSTRUCTIONS

- 3.1 Any change to the SIs will be posted no later than 2 hours before the first scheduled warning signal on the day it will take effect, except that any change to the schedule of races will be posted by 2000 on the day before it will take effect.

4 SIGNALS MADE ASHORE

- 4.1 Signals made ashore will be displayed:
 - (a) SSA Sandy MacVickar: on the flagpole in front of the SSA Clubhouse
 - (b) AYC Junior Annual: from a pole on a hoist at the AYC Sailing Center nearest to the bridge.

- 4.2 When flag AP is displayed ashore, '1 minute' is replaced with 'not less than 60 minutes' in the race signal AP.

5 SCHEDULE OF RACES

- 5.1 Onsite registration will be available 0830-1000.
- 5.2 A competitor's meeting will be held at 1000.
- 5.3 The warning signal for the first race of the regatta is scheduled for 1100.
- 5.4 A total of 5 races are scheduled.
- 5.5 No warning signal will be made after 1600.

6 OPTIMIST GREEN INFORMATION

- 6.1 The Optimist Green fleet will race in Area Green as shown on SI Attachment 1.
- 6.2 The course is shown in SI Attachment 2.
- 6.3 All marks will be orange or white balls.
- 6.4 The Start
 - (a) The start will be according to RRS/US Appendix U (Sound Signal Starting System). Starting penalties described in RRS 30 will be invoked by flying the appropriate flag prior to the warning signal. This changes RRS 26.
 - (b) The starting line will be between the staff or halyard with an orange flag displayed on the race committee signal vessel and the course side of the start/finish mark.
 - (c) A boat that does not start within 10 minutes after her starting signal will be scored Did Not Start without a hearing. This changes RRS A4 and A5.
- 6.5 The finishing line will be between a staff or halyard displaying an orange flag on the race committee finishing vessel and the course side of the start/finish mark.

7 CLUB 420, LASER, LASER RADIAL, OPTIMIST RED, WHITE, and BLUE INFORMATION

7.1 The class flags are:

Class	Class flag
C420	Green flag with the 420 insignia
Laser	Solid green flag
Laser Radial	Solid yellow flag
Optimist Red, White, Blue	White flag with the Optimist insignia

7.2 Racing Area

(a) SI Attachment 1 shows the location of the racing areas.

(b) The C420, Laser, and Laser Radial classes will race in Area A.

(c) The Optimist Red, White, and Blue fleets will race in Area B.

7.3 Courses

(a) The courses are shown in SI Attachment 3.

(b) No later than the warning signal, the race committee signal vessel will display the course to be sailed, the approximate distance between the leeward and windward marks, and the approximate compass bearing of the first leg of the course.

(c) If the race committee signal vessel displays flag C before the warning signal, accompanied by a series of repetitive sounds, the first mark of the course is to be a change mark.

7.4 Marks

(a) The marks will be as follows:

Mark	AYC Junior Annual-July 2	SSA Sandy MacVickar-July 1
Start	yellow cylinder	orange cylinder
Mark 1	orange cylinder	orange cylinder
Mark 1a	yellow cylinder	orange ball
Mark 2s, 2p	orange cylinder	orange cylinder
Mark 3	orange cylinder	orange cylinder
Finish	yellow cylinder	yellow cylinder
Change Marks	orange cylinder with dark band	orange tetrahedron

(b) A race committee starting or finishing vessel may set a stand-off buoy. When present, this stand-off buoy, the line attaching it to the race committee vessel, and the race committee vessel are all part of the starting or finishing mark.

7.5 Start

(a) For Areas A and B, the start will be according to RRS 26. The race committee will announce the starting order of the classes by VHF radio and loud hailer.

(b) The starting line will be between the staff or halyard with an orange flag displayed on the race committee signal vessel and either the course side of the starting mark, or the staff with an orange flag displayed on the race committee pin-end vessel.

(c) [DP] Boats whose warning signal has not been made shall avoid the starting area during the starting sequence for other races.

(d) A boat that does not start within 10 minutes after her starting signal will be scored Did Not Start without a hearing. This changes RRS A4 and A5.

7.6 Finish - the finishing line will be between a staff or halyard displaying a blue flag on the race committee finishing vessel and the course side of the finishing mark.

8 RECALLS

8.1 The race committee will announce using a loudhailer boats identified as OCS, UFD, or BFD. A boat may not base a request for redress on the failure to hear or receive the announcement, the timeliness of announcement, or the order in which boats are announced. This changes RRS 62.1(a).

9 CHANGE OF THE NEXT LEG OF THE COURSE

9.1 To change the next leg of the course, the race committee will lay a new mark (or move the finishing line) and remove the original mark as soon as practicable. When in a subsequent change, a new mark is replaced, it will be replaced by an original mark.

9.2 After a start, if flag C is flown over flag Q, then the course change applies only to boats beginning their final leg to the finish. This changes RRS 33 (Changing the Position of the Next Mark) and RRS Race Signals.

10 PENALTY SYSTEM

Penalties while racing: RRS 44.1, One-Turn and Two-Turns Penalties will apply.

11 TIME LIMITS

11.1 For each class, the time limit is 90 minutes.

11.2 Boats failing to finish within 15 minutes after the first boat in her class sails the course and finishes, and not subsequently retiring, penalized or given redress, will be scored Time Limit Expired (TLE) without a hearing. This changes RRS 35, A4 and A5.

12 PROTESTS, REQUESTS FOR REDRESS, SCORING INQUIRIES

12.1 Protest forms, scoring inquiry forms, and penalty acceptance forms shall be delivered to the race office (see SI 0).

12.2 Protests, requests for redress or reopening shall be delivered to the race office (see SI 0) by the protest time limit.

- 12.3 When the race committee receives a scoring inquiry form, it will review its records and respond as soon as practicable.
- 12.4 The protest time limit is 60 minutes after the race committee signal vessel docks. The race committee will post the protest time limit.
- 12.5 The race committee will post a list of race committee scoring actions no later than the protest time limit.
- 12.6 Notices of protests by the race committee or protest committee will be posted to inform boats under RRS 61.1(b).
- 12.7 As soon as practicable after the protest time limit, the protest committee will post a notice to inform competitors of the schedule and location of hearings in which they are parties or named as witnesses.

13 SCORING

- 13.1 RRS Appendix A4, Low Point System, will apply.
- 13.2 One race is required to be completed to constitute a series.
- 13.3 A boat's series score will be the total of her race scores.
- 13.4 Boats to be scored TLE will be scored points equal to the number of boats finishing within the finishing window plus two points by the race committee without a hearing but no worse than the number of entries. This changes RRS A4.2 and A5.

14 SAFETY REGULATIONS

- 14.1 [DP] Each boat shall check in before the warning of their first race sailed each day by sailing past the stern if the race committee signal boat and hailing her sail number until acknowledged.
- 14.2 [DP] A boat that retires from a race, or leaves the racing area between races, shall notify the race committee at the first reasonable opportunity.

15 [DP] COACHING

- 15.1 Support vessels may be responsible for up to a maximum of 10 sailors.
- 15.2 On the water, the race committee intends to monitor and communicate with coaches and support boats via VHF radio on channels 71 for the Opti Green fleet, 72 for the Opti RWB course, and 78 for Laser/420 course.
- 15.3 All persons aboard support vessels shall wear USCG approved Type III Personal Flotation Devices (PFDs) at all times while afloat except for brief periods while removing or adding clothing. "Flotation aids" are not permitted.
- 15.4 Except in the case of emergency, support vessels shall not enter the racing area from the preparatory signal until the last boat finishes or permission is given by the race committee.

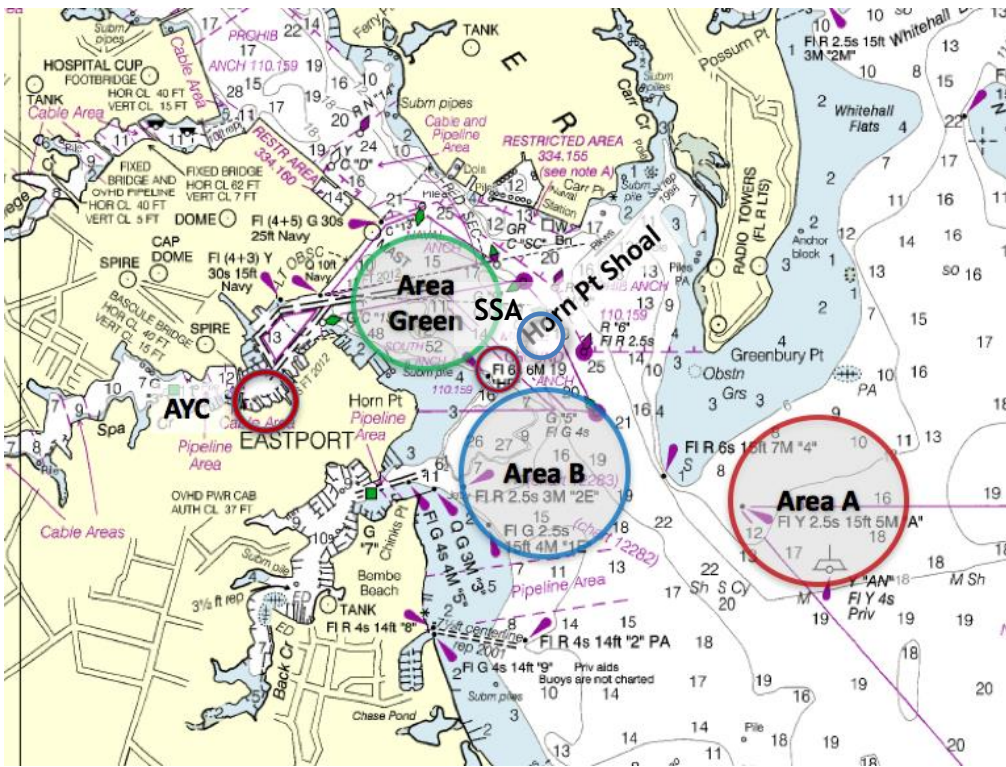
16 PRIZES

- 16.1 Prizes will be given to first, second and third places in the C420, Laser, Laser Radial, all Optimist classes.
- 16.2 Participation awards will be given to all competitors in the Optimist Green fleet.
- 16.3 A prize will be given to the top overall female competitor in the Optimist Red/White/Blue fleet.
- 16.4 Additional prizes may be awarded at the discretion of the organizing authority.

17 DISCLAIMER OF LIABILITY

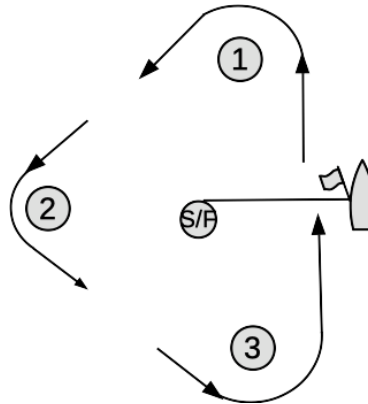
Competitors participate in the regatta entirely at their own risk. See RRS 4, Decision to Race. The organizing authority will not accept any liability for material damage or personal injury or death sustained in conjunction with or prior to, during, or after the regatta.

SI ATTACHMENT 1 - RACE AREA



SI ATTACHMENT 2 - COURSE FOR OPTIMIST GREEN

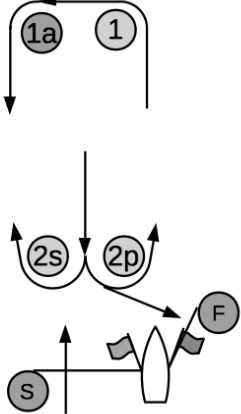
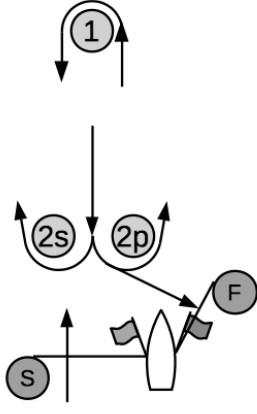
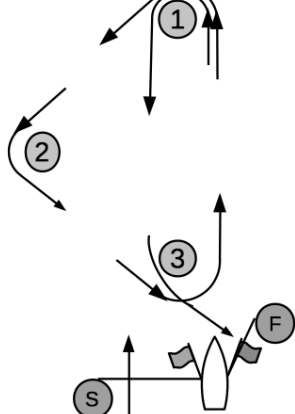
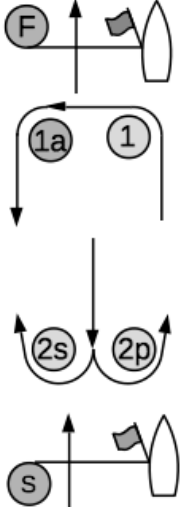
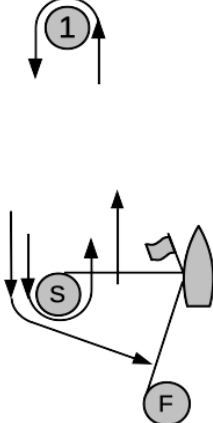
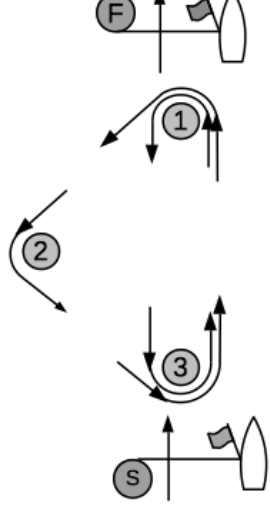
All marks to be rounded to port.



Mark rounding order: Start-1-2-3-Finish

SI ATTACHMENT 3 - COURSES FOR AREAS A & B

In the below table, the course designation is followed by the mark rounding order for that course. All marks except 2S are to be rounded to port. If the race committee displays "NO GATE" near the course designation or only one mark is set, then only mark 2P will be set. The color or shape of the marks are described in SI 0.

<p style="font-size: 2em; font-weight: bold; margin-bottom: 10px;">LA</p>  <p style="margin-top: 10px;">LA1: Start-1-1a-2p-Finish LA2: Start-1-1a-2s/2p-1-1a-2p-Finish</p>	<p style="font-size: 2em; font-weight: bold; margin-bottom: 10px;">L</p>  <p style="margin-top: 10px;">L1: Start-1-2p-Finish L2: Start-1-2s/2p-1-2p-Finish</p>	<p style="font-size: 2em; font-weight: bold; margin-bottom: 10px;">TL</p>  <p style="margin-top: 10px;">TL2: Start-1-2-3-1-2p-Finish</p>
<p style="font-size: 2em; font-weight: bold; margin-bottom: 10px;">WA</p>  <p style="margin-top: 10px;">WA2: Start-1-1a-2s/2p-Finish WA3: Start-1-1a-2s/2p-1-1a-2s/2p-Finish</p>	<p style="font-size: 2em; font-weight: bold; margin-bottom: 10px;">S</p> <p style="text-align: center; border-top: 1px solid black; border-bottom: 1px solid black; margin: 5px 0;">Sandy MacVicker Course</p>  <p style="margin-top: 10px;">S1: Start-1-S-Finish S2: Start-1-S-1-S-Finish</p>	<p style="font-size: 2em; font-weight: bold; margin-bottom: 10px;">TW</p>  <p style="margin-top: 10px;">TW2: Start-1-2-3-Finish TW3: Start-1-2-3-1-3-Finish</p>