



2019 Tahoe Laser Fleet Championship Sailing Instructions

1 RULES

- 1.1 The regatta will be governed by the rules as defined in *The Racing Rules of Sailing*.
- 1.2 RRS 40 is changed as follows: Competitors shall wear personal floatation devices, except briefly while changing or adjusting clothing or personal equipment. Wet suits or dry suits are not personal flotation devices. Flag Y may or may not be displayed.
- 1.3 RRS 44.1 is changed as follows: A boat may take a One-Turn Penalty as described in RRS 44.2 when she may have broken a rule of part 2 while racing. However, if a boat breaks SI 8.4 (restricted starting-finishing line) she may take a Two-Turns Penalty and continue racing.
- 1.4 RRS 63.2 and 63.4 are deleted.

2 NOTICES TO COMPETITORS

- 2.1 A Competitors' Meeting will be held at 1145 hours, Saturday 9/7.
- 2.2 Notices to competitors will be posted on the official notice board on Regatta Network:
<http://www.regattanetwork.com/event/19248>
In addition, because of poor internet and cellular coverage at Stampede Reservoir, notices will be discussed at the Competitors' Meeting, and where appropriate, on the water as prescribed in SI 3.2.

3 CHANGES TO SAILING INSTRUCTIONS

- 3.1 Changes to the sailing instruction will be posted on the official notice board on Regatta Network by 1200 on the day it will take effect, except that any change to the schedule of races will be posted by 2000 the day before it will take effect.
- 3.2 In accordance with RRS 90.2(c), the race committee may give oral changes to the sailing instructions, on-the-water. Should this be deemed necessary, the race committee shall display the "L" flag on the signal boat while making oral announcements.

4 NO SIGNALS MADE ASHORE

No signals will be made ashore.

5 SCHEDULE OF RACES

- 5.1 10 races are scheduled as follows:

Day 1 (six races scheduled)	Saturday 9/7	First warning 1300 hours
Day 2 (four races scheduled)	Sunday 9/8	First warning 1300 hours
- 5.2 Warning signals for second and subsequent races each day will be made as soon as practical after completion of each race.
- 5.3 On Sunday 9/8 no warning signal will be made after 1630 hours.

6 CLASS FLAGS

Class flags will be as follows. Multiple classes may start simultaneously, in which case the race committee will display multiple class flags:

<u>Class</u>	<u>Flag</u>
Laser Standard Rig	Class Flag "A"
Laser Radial Rig	Class Flag "B"
Laser Pico (if any)	Class Flag "C"

7 RACING AREAS

The racing area will be on the Stampede Reservoir, near Truckee, California.

8 THE COURSES AND MARKS

8.1 See Addendum A for course illustrations.

8.2 In Addendum A, “p” means leave mark to port, and “s” means leave mark to starboard. “OM” means offset mark.

8.3 Mark “OM” (offset mark) may or may not be set.

8.4 Except when sailing course 7, after starting and before finishing boats shall not cross the start-finish line. Boats breaking this SI may take a Two-Turns Penalty, as described in RRS 44.2, and continue racing.

9 THE START

9.1 Races will be started using Appendix U (Audible-Signal Racing System).

9.2 The starting line will be between a staff displaying an orange or red flag on the race committee signal boat and a round red/orange buoy.

9.3 A boat that starts later than two minutes after her starting signal will be scored DNS without a hearing. This changes RRS 35, A4 and A5.

9.4 Boats whose warning signal has not been made are requested to keep clear of the starting area during the starting sequence for other classes, and while boats are finishing.

10. RECALLS

The Race Committee may hail the sail number(s) of the boat(s) identified on the course side of the starting line after the starting signal. The failure of a hail, the failure of a boat to hear the hail, or the order of the hails shall not be grounds for redress. This changes RRS 62.1(a).

11 THE FINISH

The finishing line is the same as the starting line.

12 TIME LIMIT

12.1 The time limit for each race is 45 minutes.

12.2 Boats failing to finish within 15 minutes after the first boat sails the course and finishes will be scored DNF without a hearing. This changes RRS 35, A4, and A5.

13 PROTESTS AND REQUESTS FOR REDRESS

13.1 Boats intending to protest or request redress shall notify the PRO, including the sail number(s) of the boat(s) being protested, following the race in which the incident occurred.

13.2 Protest forms may be obtained from the Chief Judge after racing. Protests and requests for redress shall be delivered to the Chief Judge within 90 minutes after completion of the final race of the day.

13.3 The protest committee may be comprised of competitors not directly involved with the incident. The protest committee shall act in accordance with RRS 63 except that the US prescriptions to RRS 63.2 and 63.4 are deleted.

14 SCORING

14.1 Ten (10) races are scheduled for the series. Three (3) completed races are required to constitute a series.


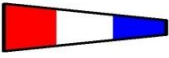



14.2 If fewer than five races are completed, a boat’s series score shall be the total of her race scores. For every five races completed, one race score shall be discarded. This changes RRS A2.1.

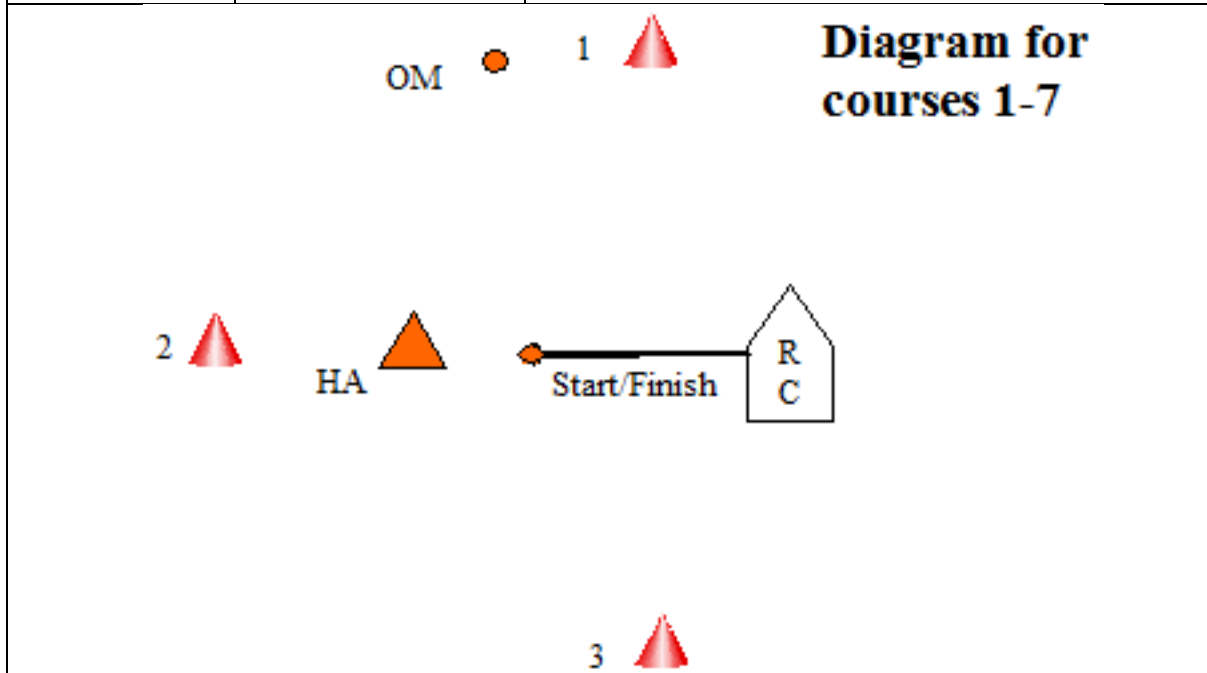
15 SAFETY


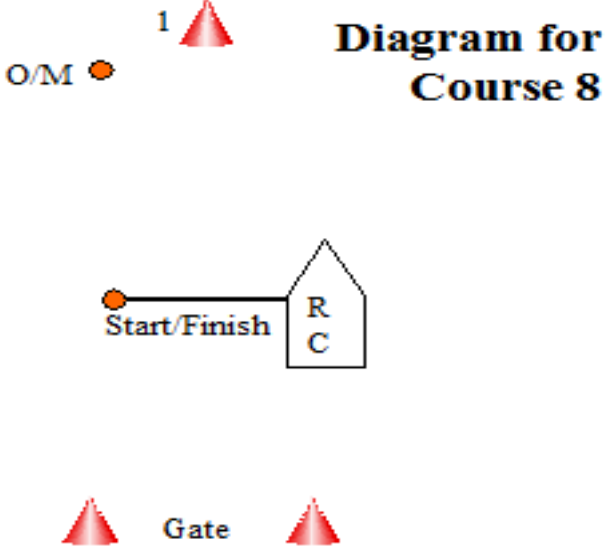
When reasonably possible, boats are requested to notify the RC when retiring from the race course.



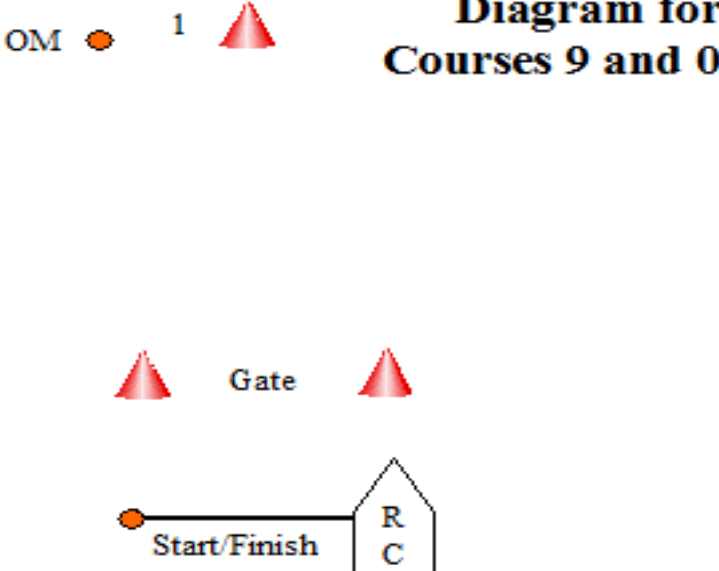
Principal Race Officer – Ian McClelland

Addendum A – Courses and Course Diagrams

	Course 1 Windward, Leeward	Start - 1p – OMp - 3p - Finish
	Course 2 Windward, Leeward Twice Around	Start - 1p – OMp - 3p - 1p – OMp - 3p—Finish
	Course 3 Triangle	Start—1p – OMp - 2p - 3p - Finish
	Course 4 Triangle, Windward Leeward	Start - 1p - OMp - 2p - 3p - 1p - OMp - 3p - Finish
	Course 5 Windward, Leeward, Windward	Start - 1p – OMp - 3p - 1p – OMp - Finish (downwind)
	Course 6 Windward, Finish	Start - 1p – OMp - Finish (downwind)
	Course 7 Harry Anderson	Start – 1p – 2p – HAs – 3p – Finish <i>If HA is not present, round pin end of starting line to starboard.</i>



	Course 8 Windward, Gate, Finish	Start – 1p – OMp – 3gate – Finish <i>If one gate mark is missing, round the remaining one to port.</i>
<div style="text-align: center;">  <p>Diagram for Course 8</p> </div>		

	Course 9 Windward, Leeward with gate, Windward, Finish	Start -1p – OMp - 3gate – 1p – OMp – Finish (downwind) <i>If one gate mark is missing, round the remaining one to port.</i>
	Course 0 Windward, Leeward with gate, Windward, Leeward with a gate, Windward, Finish	Start – 1p – OMp – 3gate – 1p – OMp - 3gate – 1p – OMp – Finish (downwind) <i>If one gate mark is missing, round the remaining one to port.</i>
<div style="text-align: center;">  <p>Diagram for Courses 9 and 0</p> </div>		