

64th Annual Heritage Cup Regatta September 4-6, 2020

Dallas Corinthian Yacht Club
1399 Yacht Club Rd. – Oak Point, TX 75068

SAILING INSTRUCTIONS Revision 2

1 Rules

The regatta will be governed by the rules as defined in the *2017-2020 Racing Rules of Sailing*.

2 Notices to Competitors

Notices to competitors will be posted on the windows located on the north side of the DCYC club house, (near the check-in desk).

3 Changes to the Sailing Instructions

Any change to the sailing instructions will be posted before 9:00AM on Saturday the 5th, and 8:30 AM on Sunday the 6th, except that any change in the schedule of races will be posted by 7:00 PM on the day before it will take effect.

4 Signals Made Ashore

Signals made ashore will be displayed on the DCYC flagpole (near the swimming pool). When flag AP is displayed ashore, '1 minute' is replaced with 'not less than 30 minutes' in race signal AP.

5 Schedule of Races

Day and Date

Saturday, September 5 th , 2020	9:00 AM	Skippers meeting
	10:15 AM	First warning signal, additional races to follow
Sunday, September 6 th , 2020	9:30 AM	First warning signal, additional races to follow

No warning signal will be made after 1:00 PM on Sunday.

DCYC 2020 Annual Heritage Cup Regatta

6 Class Flags and Group Assignments

The **PHRF** Fleets will have a combined start and use the Pennant 1 signal flag.

The **J-22** Fleet will use the Pennant 2 signal flag.

The **J-24** Fleet will be assigned the **J-24 Class Flag** or the Pennant 3 signal flag if the J-24 class flag is not available.

7 Racing Area

The racing area is on Lewisville Lake, in the area to the Northwest of the DCYC Clubhouse, immediately South of the DCYC club house and just South of the NTTA Toll Bridge. See Attachment 3

- a. "WHISKEY" is a one mile circle
- b. "TANGO" is a half mile circle
 - i. This racing circle will not be available on Sunday
- c. "HOTEL" is reserved for the Hobie Mid-America's Regatta

8 The Courses

- a. All courses are Windward / Leeward courses.
- b. The J-22 fleet & the J-24 fleet will be assigned to Course A, which is illustrated in Attachment 1. Course A will use race area **WHISKEY** - see SI-7.a. The windward mark for Course A is a **YELLOW** tetrahedron with a small **WHITE** offset and is rounded to port. The leeward gates will be **YELLOW** tetrahedrons. The starting line is between a small **ORANGE** tetrahedron and the **ORANGE flag** on the Race Committee Signal boat. The finish line will be between a small **GREEN tetrahedron** and the **BLUE flag** on the windward Race Committee Signal boat for W3 & W5 races. W2 & W4 races will finish across the starting line.
- c. The PHRF fleets will be assigned to Course B, which is illustrated in Attachment 2. Course B will use either racing area **WHISKEY** or racing area **TANGO** - See SI-7.a. and SI 7.b. The windward mark for Course B is an **ORANGE** cylinder without an offset and is rounded to port. The leeward gates will be either **ORANGE** cylinders or **YELLOW** tetrahedrons. The starting line is between a small **ORANGE** tetrahedron and the **ORANGE flag** on the Race Committee Signal boat. The finish line will be between a small **GREEN** tetrahedron and the **BLUE flag** on the **STARBOARD** side of the Race Committee Signal boat.
- d. No later than the warning signal, the race committee signal boat will display the approximate compass bearing to the first mark.
- e. The offset mark shall be used on Courses A and B and will be located approximately 6-8 boat lengths from Mark 1 at a right angle to the weather leg.

9 Mark Descriptions

- a. Course A course marks 1, 2S, and 2P will be yellow tetrahedrons. The starting mark is an orange tetrahedron and the finishing mark will be a small green tetrahedron. Offset marks will be small white tetrahedrons. The change course mark is an orange tetrahedron.
- b. Course B course marks 1, 2S, and 2P will be orange cylinders or yellow tetrahedrons. The starting mark is a small orange tetrahedron and the finishing mark will be a small green tetrahedron. Offset marks will be a small white tetrahedron. The change course mark is a yellow cylinder.

10 The Start

- a. Races will be started by using rule 26. Combined fleet starts may be used and will be signaled with the starting fleets' class flags (numeral pennants). The race committee may sound several brief signals prior to the first warning signal in a starting sequence.
- b. The starting line will be between a staff displaying an orange flag on the race committee signal boat and the course side of the starting mark.
- c. Boats whose warning signal has not been made shall keep clear of the starting area during the starting sequence for other fleets.
- d. A boat starting later than 4 minutes after her starting signal will be scored Did Not Start. This changes RRS A4 and A5.

11 Change of the Next Leg of the Course

- a. To change the next leg of the course, the race committee will lay a new mark (or move the finish line) and remove the original mark as soon as practicable. If the race committee displays fleet numbers on the signal board, then the change of course applies only to those fleets whose numbers are signaled. When in a subsequent change a new mark is replaced, it will be replaced by an original mark.

12 The Finish

- a. The finishing line for all courses will be between a blue flag on the race committee boat and the course side of the finishing mark.

13 Time Limits

- a. If no boat of a class has passed the first mark of the course within 1 hour of the starting signal of the class, the race will be abandoned.
- b. A race shall be abandoned if no boat sails the course and finishes within 2 hours from the starting signal for her fleet.
- c. Boats failing to finish within 30 minutes after the first boat in their class sails the course and finishes will be scored Did Not Finish without a hearing. This changes RRS 35 and A4 and A5.

DCYC 2020 Annual Heritage Cup Regatta

14 Protests and Requests for Redress

- a. Protest forms are available at the protest desk located at the DCYC club house, (downstairs where the check-in desk was located). Protests and requests for redress or reopening shall be delivered there within the appropriate time limit.
- b. For each fleet, the protest time limit is 30 minutes after their race committee signal boat docks after the last race of the day. The time of docking will be signaled by a sound and the time posted on the official notice board.
- c. Notices will be posted within 30 minutes of the protest time limit to inform competitors of the times and locations of hearings in which they are parties or named as witnesses.
- d. Notices of protests by the race committee or protest committee will be posted to inform boats under rule 61.1(b).
- e. **DUE to COVID-19 Distancing guidelines: protests may be notified by SMS text messages through the Regatta Network website. Protest hearing may also be conducted outside or on VHF - details will be specified when the protest is filed.**

15 Scoring

- a. One race is required to be completed to constitute a regatta (changes rule RRS A2.1).
- b. When fewer than six races have been completed, a boat's regatta score will be the total of her race scores (changes rule RRS A2.1).
- c. When six or more races have been completed, a boat's regatta score will be the total of her race scores excluding her worst score.

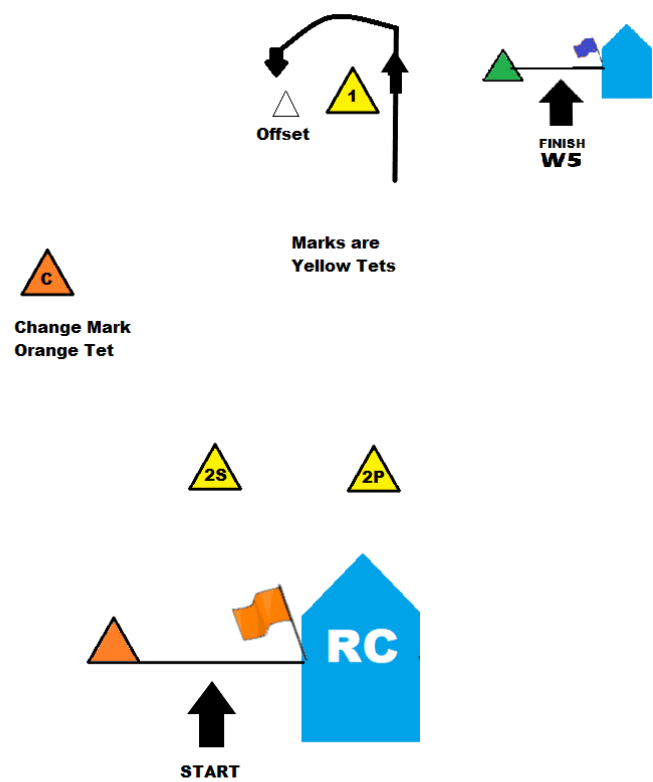
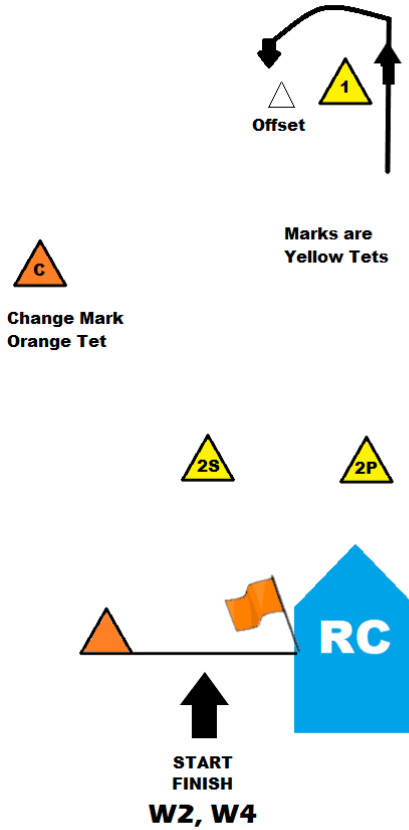
16 Safety Regulations

- a. Check-In: Before the warning signal of her first race of each day, each boat shall sail on starboard tack past the stern of the race committee signal boat and hail her sail number until acknowledged by the race committee by repeating the boat's sail number.
- b. A boat that retires from a race shall notify the race committee as soon as practical by radio or by notifying the harbor master to contact them.

17 Radio Communication

- a. The race committee for both groups will use channel 69.
- b. Except in an emergency, a boat that is racing shall not make voice or data transmissions except from the Race Committee or one of its representatives.

Attachment 1 – Course A Diagram

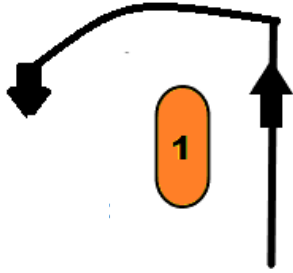


Course A

COURSE A				
W2	Start, 1, Finish		W3	Start, 1, 2, Finish
W4	Start, 1, 2, 1, Finish		W5	Start, 1, 2, 1,2, Finish

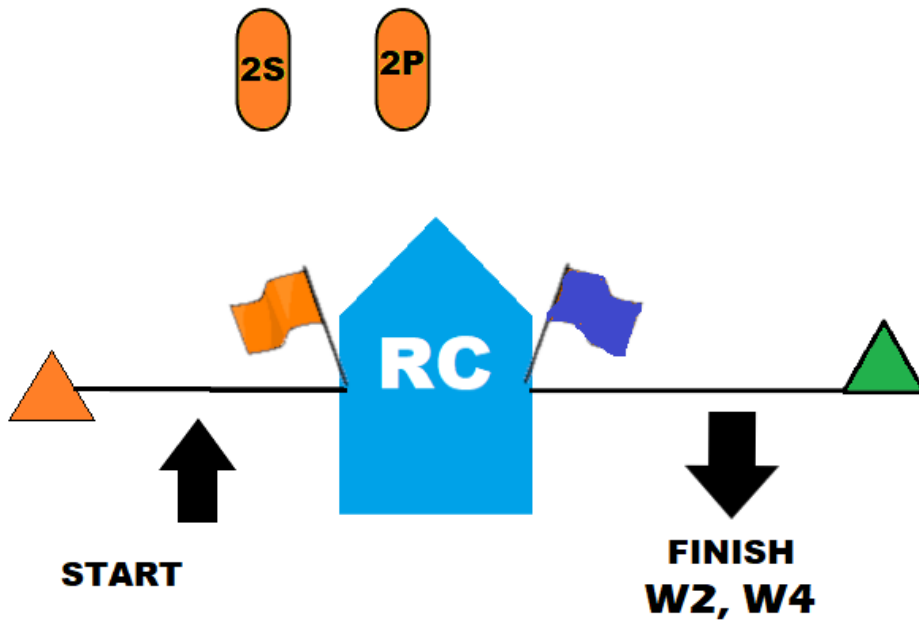
DCYC 2020 Annual Heritage Cup Regatta

Attachment 2 – Course B Diagram



Marks are Orange Cylinders

Change Mark Yellow Cylinder



Course B

	COURSE B
W2	Start, 1, Finish
W4	Start, 1, 2, 1, Finish

Attachment 3 – Racing Areas

