



Massapoag Yacht Club
2020 MYC71st Annual Regatta Sailing Instructions

1 RACING RULES

- 1.1 The regatta will be governed by the rules as defined in the current *Racing Rules of Sailing* (RRS), the rules of each class and these sailing instructions.
- 1.2 RRS Rules 77 and 78 are not applicable.
- 1.3 Sunfish and ILCA class rules are altered to allow unofficial sail numbers. For ILCAs and Sunfish, non-class legal sails may be permitted with the approval of the PRO – Intensity, LaserPerformance and Sunfish sails are permitted. Non-class-legal daggerboards are permitted in the Sunfish class as long as they have the same dimensions as legal ones.
- 1.4 All competitors in the RS Aero classes (5, 7, or 9) and ILCA classes (standard and radial) shall start and finish together and be scored on a handicap basis as a single fleet. Competitors may choose Aero 5, 7, or 9 rigs at their discretion, and ILCA sailors may choose standard or radial rigs at their discretion, but sailors cannot change rigs during the regatta.

2 ELIGIBILITY

- 2.1 Competitors must have submitted a completed registration form and paid the registration fee by 2300 on Friday, Sept 11.
- 2.2 Competitors must notify the Race Committee of his/her intent to race before the START of the first race.

3 NOTICES TO COMPETITORS

Official notices will be posted on the Bulletin Board on the beach at the Massapoag Yacht Club. It is the responsibility of each yacht to check the board for information.

4 CHANGES IN SAILING INSTRUCTIONS

Any change to the sailing instructions will be posted before 0900 hours on the day it will take effect or will be announced at the Skippers' Meeting.

5 SIGNALS MADE ASHORE

- 5.1 Signals made ashore will be displayed at the flagstaff on the beach at the Massapoag Yacht Club.
- 5.2 When flag AP is made ashore, the warning signal will be made not less than 15 minutes after removal of the AP.

6 RACE SCHEDULE

- 6.1 The schedule of events is as follows:

<u>Time</u>	<u>Description</u>
0700-0900	check-in
0930	Skippers' Meeting
1000	Races begin
1600	Meal, Beverages, and Awards

No race will be started after 1500. The race committee has the option of modifying this schedule based on weather conditions.

7 RACING AREA

- 7.1 The “ledge” area (bounded by four WHITE “R” marks) is an obstruction. The “taut string”, as described in RRS rule 28.2 must lie outside a box drawn through these marks.
- 7.2 Fletcher’s Cove is an obstruction. The “taut string”, as described in RRS rule 28.2 must lie outside (to the East) of the white “R” mark.

8 THE COURSE

- 8.1 The diagrams in Appendix A show the courses, including the order in which marks are to be passed. Additional course information will be displayed on the rack of the Race Committee Boat. It is the intention of the Race Committee to start all races in the direction of the windward mark, the first mark of the course.
- 8.2 The Race Committee has the option of using the following variations on the courses in Appendix A.
 - 1. The relative positions of the start and finish lines and all marks in the diagrams are approximate.
 - 2. Start and finish lines may be located at the windward or leeward mark with the mark used as one end of the line.
 - 3. The offset mark in a windward leeward course may be omitted. The race committee will verbally notify the racers of this change.
 - 4. The race committee has the option of setting a shorter windward leg for any class(s). This course will not have an offset mark. The race committee will verbally notify any fleet that will be using the shorter course, and will describe to them the mark that will be used.
 - 5. The race committee may substitute a leeward gate for a leeward mark. The race committee will verbally notify the racers of this change.
- 8.3 The identifying letter of the chosen course will be displayed on the Race Committee Boat before or with the warning signal. For course W a number will be displayed indicating the number of legs to be sailed. An even number indicates a downwind finish, and an odd number indicates an upwind finish. For courses T, an “I” or an “O” will be displayed indicating inner and outer loops of the trapezoid.
- 8.4 All marks are to be left to PORT, except in the case of leeward gates, which are rounded inside to outside.
- 8.5 When the start/finish line is in the middle of the course, it shall be open (i.e. boats may pass through it while racing).

9 MARKS

- 9.1 Marks will be ORANGE or YELLOW tomatoes or balls.
- 9.2 If a shorter windward leg is set for a specific class, its windward mark will be a Yellow ball.
- 9.3 The starting mark will be a starting pin with an ORANGE flag or a nearby mark.
- 9.4 The finishing mark will be a finish pin with a BLUE flag or one of the marks of the course.

9.5 A YELLOW tomato will be used as the new mark when the course is changed after the start.

9.6 A WHITE Ball will be used as an Offset mark on a "W" Course.

10 THE START

10.1 Races will be started using RRS Appendix U – Sound Signal Starting System. - The table below lists the sound and timing sequence.

<u>Sequence TIME</u>	<u>SOUND SIGNALS</u>	<u>EVENT</u>
	5 blasts then Faint beeping	10 second countdown to Start
3 Min	3 Long Blasts	Warning
2 Min	2 Long Blasts	Preparatory
1:30 Min	1 Long Blast + 3 Short Blasts	
1Minute	1 Long Blast	
30 Sec	3 Short Blasts	
20 Sec	2 Short Blasts	
10 Sec	1 Short Blast	
05 Sec	5 Short Blasts	5, 4, 3, 2, 1 Seconds to Start
START	1 Long Blast	START

10.2 One class shall start shortly after the other class for race one, but the timing of all other starts shall be at the discretion of the race committee. There will be no rolling starts.

10.3 The starting line will be between a staff displaying an ORANGE flag on the Committee Boat and a nearby mark or pin.

10.4 Boats whose *warning* signal has not been made shall keep clear of the starting area and of all boats whose *warning* signal has been made.

10.5 A boat starting more than 4 minutes after her starting signal shall be scored DNS.

11 CHANGE OF COURSE AFTER THE START

11.1 A change of course after the start will be signaled from the RC boat or a Mark Boat before the leading boat has begun the leg, although the new mark may not then be in position.

11.2 Any mark to be rounded after rounding the new mark may be relocated without further signaling to maintain the original course configuration.

11.3 If the windward mark is moved there is no subsequent requirement to round the offset mark.

12 PENALTIES

12.1 Rule 44 "Taking a Penalty" shall be replaced by Appendix V "Alternative Penalties.". Two turn penalty for infractions in the zone, one turn penalty for other infractions Part 2 infractions.

13 THE FINISH

13.1 If a W2, W4, or W6 course is used, the finish line will be on the starboard side of the Committee Boat.

- 13.2 The finish line will be between a staff displaying a BLUE flag on the Committee Boat and the finishing pin with a BLUE flag.
- 13.3 If a mark of the course is used as one end of the finish line, the other end will be a staff displaying a BLUE flag on the Committee Boat.
- 13.4 When the Committee Boat is on station for the finish, it will be indicated by display of a BLUE flag. Failure of the Committee Boat to display this signal will not be grounds for redress. This changes rule 62.1 (a).

14 TIME LIMIT

The time limit from the Starting Signal to the Finish for the first boat will be 45 minutes for each class. A boat that did not finish within 15 minutes after the first boat finishes or within the time limit (whichever is later) shall be scored as DNF.

15 PROTESTS

- 15.1 Written Protests shall be submitted to the Race Committee not later than 15 minutes after the Race Committee Boat arrives at the dock following the last race of the day.
- 15.2 A list of the yachts protesting and protested will be posted on the bulletin board and the competitors or their representatives must remain available for a hearing to be held as soon as possible.
- 15.3 A protest committee shall be chosen according to RRS rule 91(a).

16 SCORING

- 16.1 The Low Point scoring system, rule A2, will apply. We will start as many races as possible between 1000 and 1500, of which one (1) shall be completed to constitute a series. There will be no throw-outs unless more than 5 races are completed.
- 16.2 Aeros and ILCA dinghies will be scored using the US Sailing Portsmouth Yardstick System.

17 SAFETY

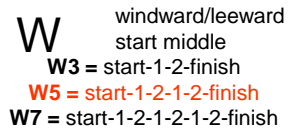
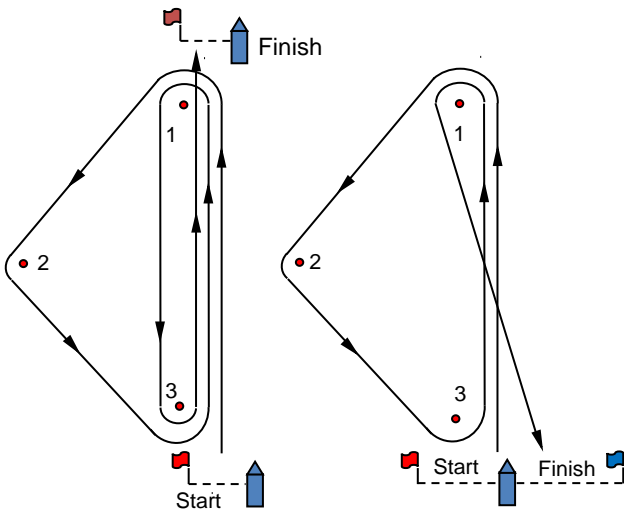
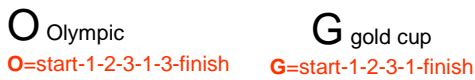
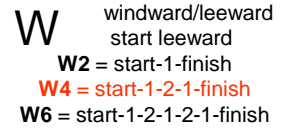
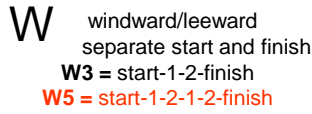
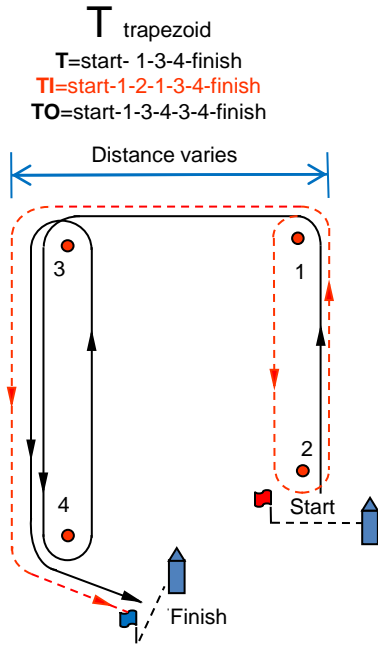
- 17.1 Safety equipment specified by class rules and current applicable U.S.C.G. and Commonwealth of MA, Registry of Motor Vehicles, Marine Division regulations for each boat category must be carried by all competing yachts.
- 17.2 Current minimum requirements * Single-handed boats are exempt from these requirements.
 - One U.S.C.G. or C.E. approved P.F.D. for each person on board.
 - Horn or whistle
 - Paddle or oar *
 - Bailing bucket *
 - Suitable anchor with at least 50 ft. of rope. *
 - Throwable flotation device *

18 HAZARDS

All yachts are warned that there is a large shallow area immediately to the northeast of Flat Rock and extending to the east and north. Water-depth in the area ranges from 3 to 10 feet.

Appendix A

2020 MYC Regatta Diagrams



- W** Windward – leeward number of legs varies
- T** Trapezoid. Windward, reach, leeward, reach. Start 1-3-4-finish.
- TI** Trapezoid with windward – leeward leg on inner loop only. Start-1-2-1-3-4-finish
- TO** Trapezoid with windward – leeward leg on outer loop only. Start-1-3-4-3-4-finish
- O** Olympic. Triangle + windward, leeward, windward.
- G** Gold cup. Triangle + windward, leeward.