

# Melges 15 Winter Series Event 1

Sarasota Sailing Squadron  
January 9-10, 2021

## SUPPLEMENT to the STANDARD SAILING INSTRUCTIONS

(paragraph numbers 3, 9, 11, 13 are per RRS)

(Numbering corresponds to the RRS Appendix S)

[DP] denotes a rule for which the penalty is at the discretion of the protest committee.

### 1. RULES

1.2 Racing Rules of Sailing 2021-2024 will apply.

### 2. NOTICE TO COMPETITORS – Official Notice Board

2.3 The official notice board is located under the pavilion near the race office. Notices may also be published online at Regatta Network.

### 4. SIGNALS MADE ASHORE – Flagpole and yardarm

4.3 The flagpole is located on the front lawn, easterly side, of the Sarasota Sailing Squadron

### 5. SCHEDULE OF RACES

5.2 Number of races: the number of races per day is limited to the discretion of the Race Committee.

5.3 The scheduled time of the warning signal for the first race on Saturday is 1030 hrs. Please allow up to 45 minutes to reach the race area in a northerly breeze. The scheduled time of the warning signal for the first race on Sunday is 1000 hrs.

5.4 On the last day of the regatta no warning signal will be made after 1400 hrs.

### 6. CLASS FLAGS

6.2 M15 class flag will be displayed/described at Competitors Meeting.

### 7. THE COURSES

7.2 Courses shall be Windward-Leeward, either WA, LA, or "LAD", with number added per RRS Appendix S. Course LAD will use a Dogleg finish – yachts will proceed leaving to port mark 2p and proceed on the port jibe to the finishing line between the signal boat and a green finishing mark to windward of the signal boat.

### 8. MARKS

8.2. Windward mark (1) and leeward gate marks (2s,2p) will be yellow inflatable tetrahedrons. Offset mark (1a) will be a small ball type mark.

8.3. The Starting/Finishing Mark will be green inflatable tetrahedron.

### 10. CHANGE OF THE NEXT LEG OF THE COURSE

10.2 Change Marks will orange inflatable tetrahedrons.

10.3 In the event of the next leg change of the course, Mark 1a will not be relocated. Competitors shall round the new Mark 1 leaving it to port and shall thereafter disregard Mark 1a if it remains in the water.

10.4 If only one gate mark is set, boats shall leave the single mark to port.



## **12. TIME LIMITS**

A yacht crossing the start line more than four minutes after the starting signal shall be scored DNC. If no competitor has rounded Mark 1 prior to the expiration of 15 minutes following the starting signal, the race shall be discontinued. If the first yacht has not completed the race within 60 minutes following the start signal, the race shall be discontinued. Any yacht which does not finish within 10 minutes following the first yacht to complete the race, shall be scored points for the finishing place one more than the number of boats which did finish within the said 10 minute period.

## **14. SCORING**

14.1 When fewer than 5 races have been completed, a boat's series score will be the total of her race scores.

14.2 When more than 5 races have been completed, a boat's series score will be the total of her race scores excluding her worst score.

## **15. SAFETY**

15.1 Boats shall check in with the race committee prior to their first race of the day. [DP]

15.2 A boat that retires from a race shall notify the race committee as soon as possible. [DP]

## **16. RADIO COMMUNICATION**

16.1 VHF channel 72 will be used for the series.

16.2 Except in an emergency, a boat that is racing shall not make voice or data transmissions and shall not receive voice or data communication that is not available to all boats. This restriction also applies to mobile telephones except that a crew member may place or receive calls of a personal nature that do not involve the exchange of information which could affect the boat's outcome in the race. This changes RRS 41. [DP]



## SAILING INSTRUCTIONS

### 1 RULES

- 1.1 The event will be governed by the rules as defined in *The Racing Rules of Sailing*.

### 2 NOTICES TO COMPETITORS

- 2.1 Notices to competitors will be posted on the official notice board.
- 2.2 Supplementary sailing instructions (called 'the supplement' below) will be posted on the official notice board.

### 3 CHANGES TO SAILING INSTRUCTIONS

- 3.1 Any change to the sailing instructions will be posted before 0800 on the day it will take effect, unless this time is changed in the supplement. Any change to the schedule of races will be posted by 2000 on the day before it will take effect.

### 4 SIGNALS MADE ASHORE

- 4.1 Signals made ashore will be displayed from the flag pole. The supplement will state its location.

### 5 SCHEDULE OF RACES

- 5.1 The supplement will include a table showing the days, dates, number of races scheduled, the scheduled times of the first warning signal each day, and the latest time for a warning signal on the last scheduled day of racing.
- 5.2 To alert boats that a race or sequence of races will begin soon, the orange starting line flag will be displayed with one sound at least five minutes before a warning signal is made.

### 6 CLASS FLAGS

- 6.1 Each class flag will be the class insignia on a plain background or as stated in the supplement.

### 7 THE COURSES

- 7.1 No later than the warning signal, the race committee will designate the course, and it may also display the approximate compass bearing of the first leg.



**7.2** The course diagrams are on the pages following SI 13. They show the courses, the order in which marks are to be passed, and the side on which each mark is to be left. The supplement may include additional courses.

## **8 MARKS**

**8.1** A list of the marks that will be used, including a description of each one, will be included in the supplement.

## **9 THE START**

**9.1** Races will be started by using RRS 26.

**9.2** The starting line will be between a staff displaying an orange flag on the race committee vessel and the course side of the starting mark.

## **10 CHANGE OF THE NEXT LEG OF THE COURSE**

**10.1** To change the next leg of the course, the race committee will lay a new mark (or move the finishing line) and remove the original mark as soon as practicable. When in a subsequent change a new mark is replaced, it will be replaced by an original mark.

## **11 THE FINISH**

**11.1** The finishing line will be between a staff displaying a blue flag on the race committee vessel and the course side of the finishing mark.

## **12 TIME LIMITS**

**12.1** The supplement will state which of the following time limits, if any, will apply and, for each, the time limit.

- **Mark 1 Time Limit** Time limit for the first boat to pass Mark 1.
- **Race Time Limit** Time limit for the first boat to start, sail the course and finish.
- **Finishing Window** Time limit for boats to finish after the first boat starts, sails the course and finishes.

**12.2** If no boat has passed Mark 1 within the Mark 1 Time Limit, the race shall be abandoned.

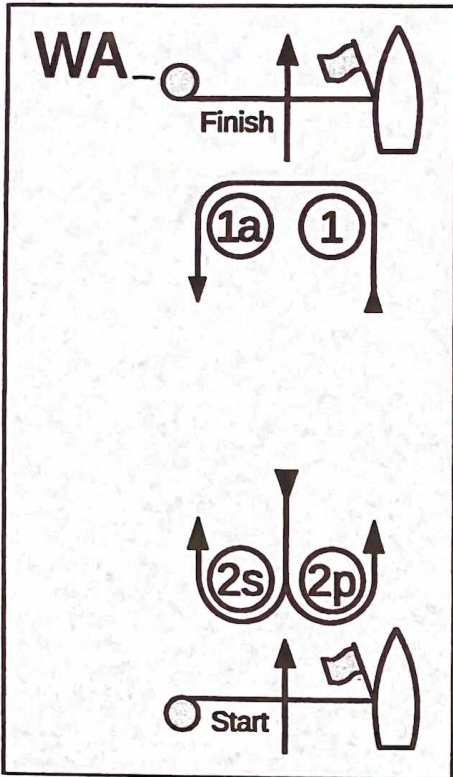
**12.3** Boats failing to finish within the Finishing Window shall be scored Did Not Finish without a hearing. This changes RRS 35, A5.1 and A5.2.



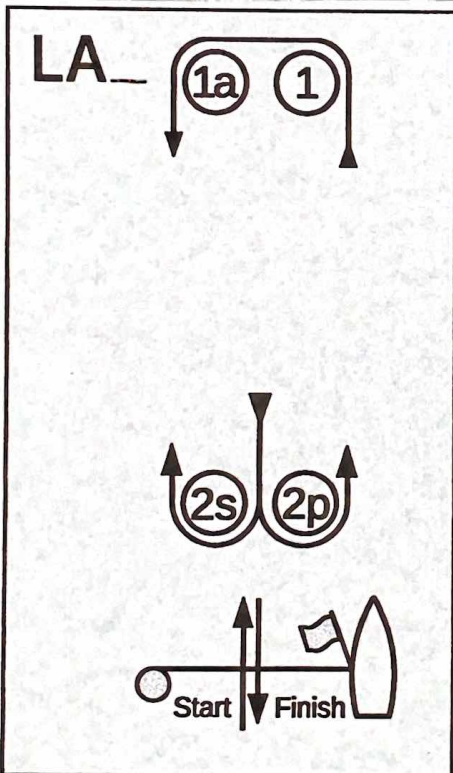
**13        PROTESTS AND REQUESTS FOR REDRESS**

- 13.1**    Hearing request forms are available at the race office. Protests and requests for redress or reopening shall be delivered there within the appropriate time limit.
- 13.2**    For each class, the protest time limit is 60 minutes after the last boat has finished the last race of the day or the race committee signals no more racing today, whichever is later.
- 13.3**    Notices will be posted no later than 30 minutes after the protest time limit to inform competitors of hearings in which they are parties or named as witnesses and where the hearings will be held.
- 13.4**    Notices of protests by the race committee, technical committee or protest committee will be posted to inform boats under RRS 61.1(b).

COURSE DIAGRAMS




Course WA – Windward/Leeward with Offset Mark, Windward Finish	
Signal	Mark Rounding Order
WA2	Start – 1 – 1a – 2s/2p – Finish
WA3	Start – 1 – 1a – 2s/2p – 1 – 1a – 2s/2p – Finish
WA4	Start – 1 – 1a – 2s/2p – 1 – 1a – 2s/2p – 1 – 1a – 2s/2p – Finish



Course LA – Windward/Leeward with Offset Mark, Leeward Finish	
Signal	Mark Rounding Order
LA2	Start – 1 – 1a – 2s/2p – 1 – 1a – Finish
LA3	Start – 1 – 1a – 2s/2p – 1 – 1a – 2s/2p – 1 – 1a – Finish
LA4	Start – 1 – 1a – 2s/2p – 1 – 1a – 2s/2p – 1 – 1a – 2s/2p – 1 – 1a – Finish



## COURSE DIAGRAMS



Course LA – Windward/Leeward with Offset Mark, Leeward Finish	
Signal	Mark Rounding Order
LA2D	Start – 1 – 1a – 2s/2p – 1 – 1a – 2p – Finish
LA3D	Start – 1 – 1a – 2s/2p – 1 – 1a – 2s/2p – 1 – 1a – 2p – Finish
LA4D	Start – 1 – 1a – 2s/2p – 1 – 1a – 2s/2p – 1 – 1a – 2s/2p – 1 – 1a – 2p – Finish