

SAILING INSTRUCTIONS

1 RULES

- 1.1** The event will be governed by the rules as defined in *The Racing Rules of Sailing*.

2 NOTICES TO COMPETITORS

- 2.1** Notices to competitors will be posted on the official notice board.
- 2.2** Supplementary sailing instructions (called ‘the supplement’ below) will be posted on the official notice board.

3 CHANGES TO SAILING INSTRUCTIONS

- 3.1** Any change to the sailing instructions will be posted before 0800 on the day it will take effect, unless this time is changed in the supplement. Any change to the schedule of races will be posted by 2000 on the day before it will take effect.

4 SIGNALS MADE ASHORE

- 4.1** Signals made ashore will be displayed from the flag pole. The supplement will state its location.

5 SCHEDULE OF RACES

- 5.1** The supplement will include a table showing the days, dates, number of races scheduled, the scheduled times of the first warning signal each day, and the latest time for a warning signal on the last scheduled day of racing.
- 5.2** To alert boats that a race or sequence of races will begin soon, the orange starting line flag will be displayed with one sound at least five minutes before a warning signal is made.

6 CLASS FLAGS

- 6.1** Each class flag will be the class insignia on a plain background or as stated in the supplement.

7 THE COURSES

- 7.1** No later than the warning signal, the race committee will designate the course, and it may also display the approximate compass bearing of the first leg.
- 7.2** The course diagrams are on the pages following SI 13. They show the courses, the order in which marks are to be passed, and the side on which each mark is to be left. The supplement may include additional courses.

8 MARKS

- 8.1** A list of the marks that will be used, including a description of each one, will be included in the supplement.

9 THE START

- 9.1** Races will be started by using RRS 26.
- 9.2** The starting line will be between a staff displaying an orange flag on the race committee vessel and the course side of the starting mark.

10 CHANGE OF THE NEXT LEG OF THE COURSE

- 10.1** To change the next leg of the course, the race committee will lay a new mark (or move the finishing line) and remove the original mark as soon as practicable. When in a subsequent change a new mark is replaced, it will be replaced by an original mark.

11 THE FINISH

- 11.1** The finishing line will be between a staff displaying a blue flag on the race committee vessel and the course side of the finishing mark.

12 TIME LIMITS

- 12.1** The supplement will state which of the following time limits, if any, will apply and, for each, the time limit.

- Mark 1 Time Limit Time limit for the first boat to pass Mark 1.
- Race Time Limit Time limit for the first boat to start, sail the course and finish.
- Finishing Window Time limit for boats to finish after the first boat starts, sails the course and finishes.

- 12.2** If no boat has passed Mark 1 within the Mark 1 Time Limit, the race shall be abandoned.

- 12.3** Boats failing to finish within the Finishing Window shall be scored Did Not Finish without a hearing. This changes RRS 35, A5.1 and A5.2.

13 PROTESTS AND REQUESTS FOR REDRESS

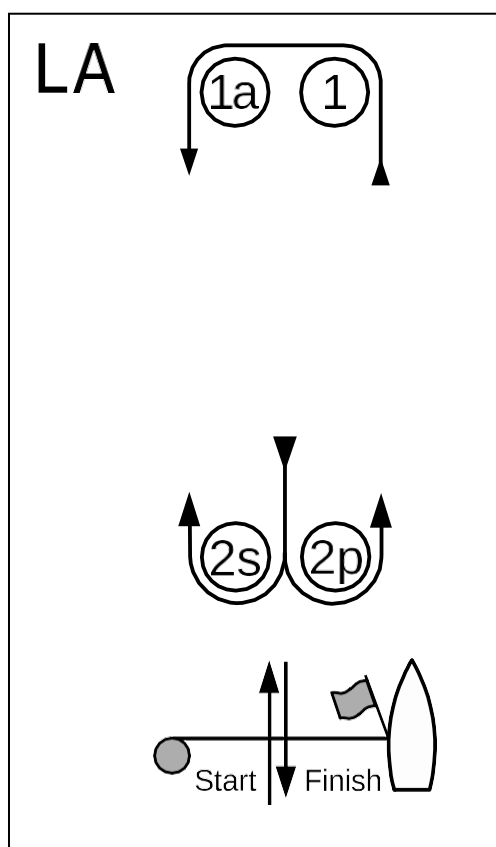
- 13.1** Hearing request forms are available at the race office. Protests and requests for redress or reopening shall be delivered there within the appropriate time limit.

- 13.2** For each class, the protest time limit is 60 minutes after the last boat has finished the last race of the day or the race committee signals no more racing today, whichever is later.

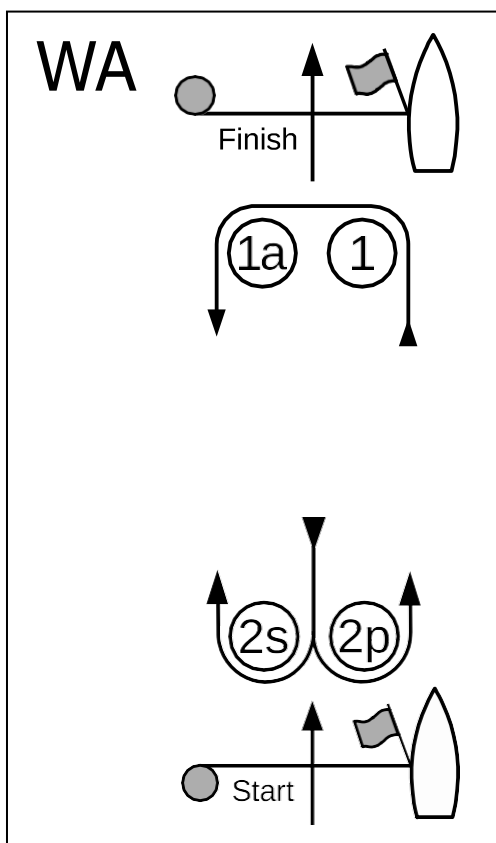
- 13.3** Notices will be posted no later than 30 minutes after the protest time limit to inform competitors of hearings in which they are parties or named as witnesses and where the hearings will be held.

- 13.4** Notices of protests by the race committee, technical committee or protest committee will be posted to inform boats under RRS 61.1(b).

COURSE DIAGRAMS

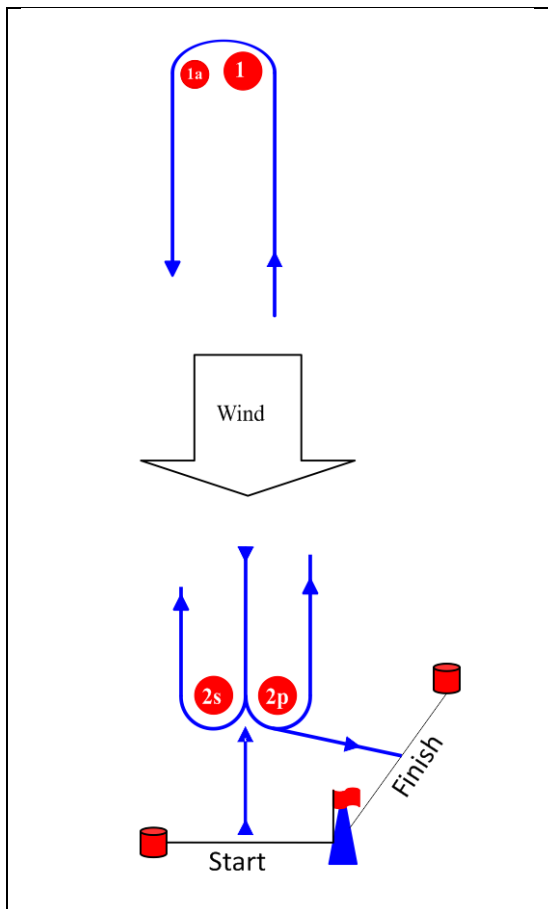


Course LA – Windward/Leeward with Offset Mark, Leeward Finish	
<i>Signal</i>	<i>Mark Rounding Order</i>
LA2	Start – 1 – 1a – 2s/2p – 1 – 1a – Finish
LA3	Start – 1 – 1a – 2s/2p – 1 – 1a – 2s/2p – 1 – 1a – Finish
LA4	Start – 1 – 1a – 2s/2p – 1 – 1a – 2s/2p – 1 – 1a – 2s/2p – 1 – 1a – Finish



Course WA – Windward/Leeward with Offset Mark, Windward Finish	
<i>Signal</i>	<i>Mark Rounding Order</i>
WA2	Start – 1 – 1a – 2s/2p – Finish
WA3	Start – 1 – 1a – 2s/2p – 1 – 1a – 2s/2p – Finish
WA4	Start – 1 – 1a – 2s/2p – 1 – 1a – 2s/2p – 1 – 1a – 2s/2p – Finish

LAD



Course LAD – Windward/Leeward with Offset Mark, Hollywood Finish	
<i>Signal</i>	<i>Mark rounding Order</i>
LAD2	Start-1-1a -2s/2p-1-1a -2p-Finish
LAD3	Start-1-1a -2s/2p-1-1a -2s/2p-1-1a -2p-Finish