

Hobie Mid-Americas Area Championship Regatta

October 16-17, 2021

Organizing Authority: Hobie Class Association of North America,

Hobie Division 14 and Hobie Fleet 23

Host venue: Dallas Corinthian Yacht Club, Lake Lewisville, Oak Point, Texas, USA

SAILING INSTRUCTIONS

1 RULES

- 1.1 The regatta will be governed by the rules as defined in *The Racing Rules of Sailing*.

2 NOTICES TO COMPETITORS & INFORMATION MEETING(S)

- 2.1 Notices to competitors will be posted on the official notice board, located at the Hobie tent check-in area.
- 2.2 There will be a competitors' meeting on Saturday, October 16th at 10:00 a.m. Other competitors' meetings may be scheduled as required.

3 CHANGES TO SAILING INSTRUCTIONS

Any change to the sailing instructions will be posted not less than 60 minutes prior to the first scheduled race on the day it will take effect, except that any change to the schedule of races will be posted by the close of protest time (instruction 15.2) on the day before it will take effect.

4 SIGNALS MADE ASHORE

- 4.1 Signals made ashore will be displayed [location of signals made ashore].
- 4.2 When flag AP is displayed ashore, '1 minute' is replaced with 'not less than 30 minutes' in race signal AP. *This changes Race Signal AP.*

5 SCHEDULE OF RACES

- 5.1 The scheduled race information is given in the table below. Refer to Official Notice Board for initial class starting order for first race of day.
- 5.2 On the last day of the regatta no warning signal will be made after 14:00 hrs.
- 5.3 One extra race per day may be sailed, provided that no class becomes more than one race ahead of schedule and the change is made according to instruction 3.

Day	Date	Class	Time of First Warning Signal	Maximum Number of Races per Day
SATURDAY	October 16, 2021	All	11:30	5
SUNDAY	October 17, 2021	All	10:00	4

6 CLASS FLAGS

- 6.1 Class flag assignments will be posted on Official Notice Board at Registration / Check-in area.

7 RACING AREA

- 7.1 Appendix B shows the location of racing to be offshore of Hobie beach North of DCYC.

8 THE COURSES

- 8.1 IHCA courses will be used. Reference Appendix A.
- 8.2 No later than the warning signal the race committee signal boat may display the approximate compass bearing and distance of the first leg.

8.3 All marks left to port, except gates.

9 MARKS

9.1 Marks A1, B, and C shall be **YELLOW CYLINDERS**. Mark A2 will be an **ORANGE TETRA**.

9.2 New marks, as provided in instruction 11.1, will be described at the competitor's meeting and on Official Notice Board.

9.3 The starting and finishing marks will be an orange flag on the RC signal boat an orange mark.

9.4 If a barging (keep away) buoy is used at the RC signal boat, neither the buoy nor its line shall rank as part of the boat, and neither will rank as an obstruction.

10 THE START

10.1 The starting line will be between an orange flag on the signal boat and the windward side of the mark as described in instruction 9.3.

10.2 Boats whose warning signal has not been made, shall avoid the starting area during the starting sequence for other races.

10.3 A boat starting later than four minutes after her starting signal will be scored Did Not Start without a hearing. *This changes RRS A4.*

~~10.4 **Minimum wind conditions: No race will be started in under 3 knots of wind at all marks of the course as determined by the Race Committee.**~~

10.5 Order of the initial start will be posted on the official notice board if different than instruction 6.1. Multiple classes may be started together at the discretion of the Race Committee.

11 CHANGE OF THE NEXT LEG OF THE COURSE

11.1 To change the next leg of the course, the race committee will lay a new mark (or move the finishing line) and remove the original mark as soon as practicable. When in a subsequent change a new mark is replaced, it will be replaced by an original mark.

11.2 Except at a gate, boats shall pass between the race committee boat signalling the change of the next leg and the nearby mark, leaving the mark to port and the race committee boat to starboard.

12 THE FINISH

12.1 The finishing line will be between an orange flag on the signal boat and the course side of the mark as described in instruction 9.3.

13 PENALTY SYSTEM

13.1 Rule 44.1 is changed so that the Two-Turns Penalty is replaced by the One-Turn Penalty

14 TIME LIMITS AND TARGET TIMES

14.1 Time limits and target times are as follows:

Class	Race Time Limit	A Mark Time Limit
All	90 minutes	30 minutes

14.2 If no boat has passed Mark 1 (the initial weather mark) within the Mark 1 time limit the race will be abandoned.

14.3 Boats failing to finish within 30 minutes after the first boat sails the course and finishes will be scored Did Not Finish without a hearing. *This changes RRS 35, A4 and A5.*

14.4 FINISHING ON THE WATER: Boats may be finished on the course at the discretion of the RC. The Race Committee determines the method and order of finishing. *This changes RRS 35 and A4.*

15 PROTESTS AND REQUESTS FOR REDRESS

15.1 Protest forms are available at the official notice board. Protests and requests for redress or reopening shall be delivered there within the appropriate time limit.

15.2 For each class, the protest time limit is 60 minutes after the signal boat has docked after the last race of the day and the time limit is posted on the official notice board.

- 15.3 Notices will be posted no later than 30 minutes after the protest time limit to inform competitors of hearings in which they are parties or named as witnesses. Hearings will be held in the protest room, the location of which shall be posted on the official notice board, beginning at the time posted on the official notice board.
- 15.4 A boat protesting another boat shall follow RRS 61.1(a) with the following modification: The ISAF requirement for under 6 meter boats applies to all Hobie Catamaran Classes. *This changes RRS 61.1(a)(2).*
- 15.5 Notices of protests by the race committee or protest committee will be posted to inform boats under RRS 61.1(b).
- 15.6 Breaches of instructions 10.2, 10.4, 17, 20 and 21 will not be grounds for a protest by a boat. *This changes RRS 60.1(a).* Penalties for these breaches may be less than disqualification if the protest committee so decides. The scoring abbreviation for a discretionary penalty imposed under this instruction will be DPI.
- 15.7 On the last scheduled day of racing a request for reopening a hearing shall be delivered
- (a) within the protest time limit if the requesting party was informed of the decision on the previous day;
 - (b) no later than 30 minutes after the requesting party was informed of the decision on that day.
- This changes RRS 66.*
- 15.8 On the last scheduled day of racing a request for redress based on a protest committee decision shall be delivered no later than 30 minutes after the decision was posted. *This changes RRS 62.2.*

16 SCORING

- 16.1 One race is required to be completed to constitute a series.
- 16.2 (a) When three or fewer races have been completed, a boat's series score will be the total of her race scores.
(b) When four or more races have been completed, a boat's series score will be the total of her race scores excluding her worst score.

17 SAFETY REGULATIONS

- 17.1 CHECK IN: Boats are requested to check in by hailing their sail numbers to the RC signal boat before the start of the first race each day (and the first race following any postponement ashore).
- 17.2 A boat that retires from a race shall notify the race committee as soon as possible.

18 REPLACEMENT OF CREW OR EQUIPMENT

- 18.1 Substitution of competitors will not be allowed without prior written approval of the race committee, under the provisions of IHCA General Class Rule 17.
- 18.2 Substitution of damaged or lost equipment will not be allowed unless authorized by the race committee.
- (a) Substitution of sails will not be allowed without prior written approval of the race committee, under the provision of IHCA General Class Rule 12.3.
 - (b) Requests for substitution of equipment other than sails shall be made to the race committee at the first reasonable opportunity.

19 EQUIPMENT AND MEASUREMENT CHECKS

- 19.1 A boat or equipment may be inspected at any time for compliance with the class rules and sailing instructions. On the water, a boat can be instructed by a race committee equipment inspector or measurer to proceed immediately to a designated area for inspection.
- 19.2 All boat, crew weight, and equipment violations may additionally be protested under RRS 2 (Fair Sailing) and would be scored DNE – Disqualified Not Excludable. Whenever possible, competitors should be warned of potential equipment violations on the beach before racing when observed by other competitors, the protest committee, or regatta officials.

20 TRASH DISPOSAL

Boats shall not put trash in the water. Trash may be placed aboard support and race committee boats.

21 RADIO COMMUNICATION

- 21.1 Boats may carry a marine band VHF receiver capable of receiving international channels. All radio communications between the RC and Competitors will be on VHF channel
- 21.2 Various race information may be provided by the RC as a courtesy to competitors. This does not in any way alter the competitor's responsibility to observe the RC's visual signals which shall govern the conduct of the racing.
- 21.3 Except in an emergency and before the first Warning Signal on each race day until the end of the last race of the day, a boat that is racing shall not make voice or data transmissions and shall not receive voice or data communication that is not available to all boats.

22 PRIZES

Prizes will be awarded at the conclusion of racing on the last day.

23 DISCLAIMER OF LIABILITY

Competitors participate in the regatta entirely at their own risk, See RRS 4, Decision to Race. The organizing authority will not accept any liability for material damage or personal injury or death sustained in conjunction with, prior to, during, or after the regatta.

24 INSURANCE

Each participating boat shall be insured with valid third-party liability insurance with a minimum coverage of \$100,000 (USD) per event or the equivalent.

25 SPECIAL NOTES

- 25.1 On the water, no questions will be answered by the race committee.
- 25.2 Any boat receiving 'hands on' assistance from rescue/mark boats will be scored Did Not Finish. *This changes rule A5.* The race committee may decide when a boat or crew needs assistance.
- 25.3 SPORTSMANSHIP: The race committee may request redress for competitors who exhibit extraordinary sportsmanship.

IHCA ADDITIONAL SAFETY NOTES TO ALL SAILORS

GENERAL

If wind, wave, or water conditions make you doubtful of your ability to handle the conditions, please retire from the race.

ELECTRICAL POWER LINES – AVOID !!!

Before raising the mast, and always while sailing, check for and avoid low overhead electrical power lines. If you see a power line, AVOID IT! A MAST COMING IN CONTACT OR EVEN NEAR AN ELECTRICAL POWER LINE CAN CAUSE SERIOUS INJURY OR DEATH TO PEOPLE ON OR TOUCHING THE BOAT!

Appendix A – Illustrating the Course

IHCA Standard Courses

No.	Course Finish	Options			
1	(S) A C A	(F) Downwind	1 G	1 O	1 GO
2	(S) A C A C A	(F) Downwind	2 G	2 O	2 GO
3	(S) A C A B C	(F) Upwind		3 O	
4	(S) A C A B C A	(F) Downwind		4 O	
5	(S) A C	(F) Upwind	5 G	5 O	5 GO
6	(S) A C A C	(F) Upwind	6 G	6 O	6 GO
7	(S) A C A B C A C	(F) Upwind		7 O	

S = start, A = weather mark, B = reaching mark, C = leeward mark, G = gate, F = finish,
O = offset mark is used.


"B" MARK LOCATION: The Race Committee will endeavor to locate "B" Mark, the reaching mark, at either the windward or leeward end of the course approximately 90 to 105 degrees abeam of the windward or leeward mark.

The START/FINISH LINE may be placed below the gate/C-mark, inside the course, or above the weather/A-mark, at Race Committee discretion.

COURSE 1 and 2 DIAGRAM and ROUNDING ORDER (Not to Scale)

COURSE 1: START – A – C (or GATE) – A – FINISH

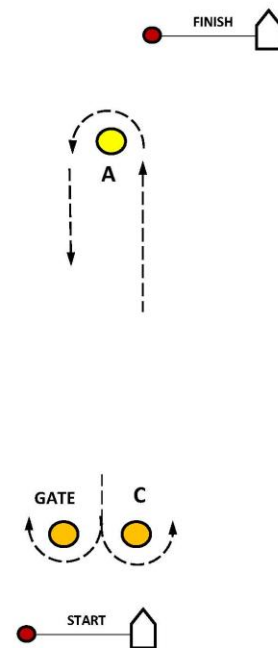
COURSE 2: START – A – C (or GATE) – A – C (or GATE) – A – FINISH



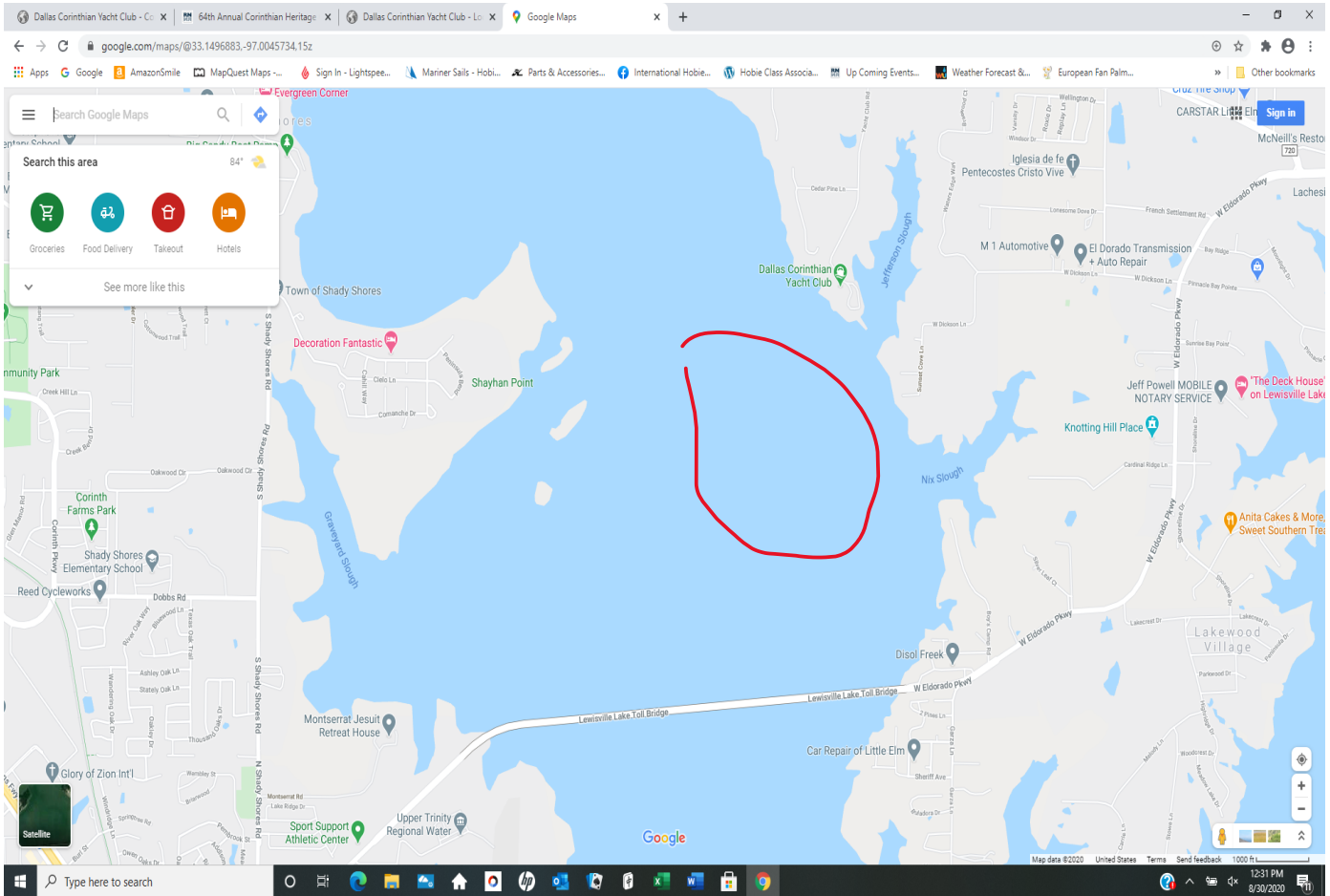
COURSE 5 and 6 DIAGRAM and ROUNDING ORDER (Not to Scale)

COURSE 5: START – A – C (or GATE) – FINISH

COURSE 6: START – A – C (or GATE) – A – C (or GATE) – FINISH



Appendix B – Race Area



Appendix C – Starting Signals

Standard 5 minute start sequence per class:

- Step 1) 3 sounds 1 minute prior to the first Class pennant
- Step 2) 1 sound with the first Class pennant displayed – start clock
- Step 3) After 1 minute, 1 sound with the Prep flag displayed. The Class pennant remains displayed.
- Step 4) After 3 minutes (4 minutes after Class pennant) 1 sound with Prep flag lowered. Class pennant remains displayed.
- Step 5) At 5 minute mark 1 sound indicates the Start of that Class with its pennant lowered and the next Class pennant being displayed.
- Step 6) The sequence repeats from Step 3 until all classes have started.