



2021 AYC Annual Junior Regatta July 6, 2021

Organizing Authority: Annapolis Yacht Club
Annapolis, Maryland, USA

<http://www.annapolisyc.com/racing/regattas>

SAILING INSTRUCTIONS

The notation '[DP]' in a rule in the sailing instructions (SIs) or notice of race (NoR) means that the penalty for a breach of that rule may, at the discretion of the protest committee, be less than disqualification. The notation '[NP]' in a rule of the SIs or NoR means that a boat may not protest another boat for breaking that rule. This changes RRS 60.1(a).

1 RULES

- 1.1 The regattas will be governed by the rules as defined in The Racing Rules of Sailing (RRS).
- 1.2 [DP] RRS 40 is changed to require all competitors and coaches to wear USCG approved Type III Personal Flotation Devices (PFDs) at all times while afloat, except for brief periods while changing or adjusting clothing or personal equipment.

2 CHANGES TO SAILING INSTRUCTIONS

- 2.1 Any change to the SIs will be posted no later than 2 hours before the first scheduled warning signal on the day it will take effect, except that any change to the schedule of races will be posted by 2000 on the day before it will take effect.

3 COMMUNICATIONS WITH COMPETITORS

- 3.1 Notices to competitors will be posted on the official notice board located on the waterside of the AYC Sailing Center
- 3.2 The race office will be located on the ground floor deck on the water side of the AYC Sailing Center. The race office can also be reached by telephone at 410-858-4964 or by email at raceoffice@annapolisyc.org.
- 3.3 Forms can be found at the race office or online at <https://annapolisyc.com/racing/raceoffice>.

4 SIGNALS MADE ASHORE

- 4.1 Signals made ashore will be displayed from a pole on a hoist at the AYC Sailing Center nearest to the bridge.
- 4.2 When flag AP is displayed ashore, '1 minute' is replaced with 'not less than 60 minutes' in the race signal AP.

5 SCHEDULE OF RACES

- 5.1 Onsite registration will be available 0830-1000.
- 5.2 A competitor's and coach's meeting will be held at the AYC Sailing Center, on July 6 at 0900.

- 5.3 The warning signal for the first race of the regatta is scheduled for 1100.

- 5.4 A total of 5 races are scheduled.
- 5.5 No warning signal will be made after 1600.
- 5.6 After racing, treats will be provided for competitors.

6 OPTIMIST GREEN INFORMATION

- 6.1 Racing Area - The Optimist Green fleet will race in Area Green as shown on SI Attachment 1.
- 6.2 Courses - The course is shown in SI Attachment 2.
- 6.3 Marks - All marks will be orange or white balls.
- 6.4 Start
 - (a) The start will be according to RRS/US Appendix U (Sound Signal Starting System).
 - (b) The starting line will be between the staff or halyard with an orange flag displayed on the race committee signal vessel and the course side of the start/finish mark.
 - (c) A boat that does not start within 10 minutes after her starting signal will be scored Did Not Start without a hearing. This changes RRS A4 and A5.
- 6.5 Finish - The finishing line will be between a staff or halyard displaying an orange flag on the race committee finishing vessel and the course side of the start/finish mark.

7 CLUB 420, ILCA7, ILCA6, OPTIMIST RED, WHITE, and BLUE INFORMATION

7.1 The class flags are:

Class	Class flag
C420	Green flag with the 420 insignia
ILCA7 (Standard)	Solid pink flag
ILCA6 (Radial)	Solid yellow flag
Optimist Red, White, Blue	White flag with the Optimist insignia

7.2 Racing Area

- (a) SI Attachment 1 shows the location of the racing areas.
- (b) The C420, ILCA7, and ILCA6 classes will race in Area A.
- (c) The Optimist Red, White, and Blue fleets will race in Area B.

7.3 Courses

- (a) The courses are shown in SI Attachment 3.
- (b) Prior to the warning signal, the race committee signal vessel will announce by loud hailer the course to be sailed.
- (c) Prior to the warning signal, the race committee signal vessel may announce by loud hailer that the first mark will be a change mark (see SI 9.).

7.4 Marks

- (a) The marks will be as follows:

Mark	C420/ILCA	Opti
Start & Finish	Yellow	Orange
1, 1a, 2s, 2p, 3	Orange	Yellow
Change Mark	Orange with dark band	Yellow with dark bank

- (b) A race committee starting or finishing vessel may set a stand-off buoy. When present, this stand-off buoy, the line attaching it to the race committee vessel, and the race committee vessel are all part of the starting or finishing mark.

7.5 START

- (a) The start will be according to RRS/US Appendix U (Sound Signal Starting System).
- (b) The starting line will be between the staff or halyard with an orange flag displayed on the race committee signal vessel and either the course side of the starting mark, or the staff with an orange flag displayed on the race committee pin-end vessel.
- (c) [DP] Boats whose warning signal has not been made shall avoid the starting area during the starting sequence for other races.
- (d) A boat that does not start within 10 minutes after her starting signal will be scored Did Not Start without a hearing. This changes RRS A4 and A5.

7.6 Finish - the finishing line will be between a staff or halyard displaying a blue flag on the race committee finishing vessel and the course side of the finishing mark.

8 RECALLS

8.1 The race committee will announce using a loudhailer boats identified as OCS, UFD, or BFD. A boat may not base a request for redress on the failure to hear or receive the announcement, the timeliness of announcement, or the order in which boats are announced. This changes RRS 62.1(a).

9 CHANGE OF THE NEXT LEG OF THE COURSE

- 9.1 To change the next leg of the course, the race committee will lay a new mark (or move the finishing line) and remove the original mark as soon as practicable. When in a subsequent change, a new mark is replaced, it will be replaced by an original mark.
- 9.2 After a start, if flag C is flown over flag Q, then the course change applies only to boats beginning their final leg to the finish. This changes RRS 33 (Changing the Position of the Next Mark) and RRS Race Signals.

10 PENALTY SYSTEM

10.1 Penalties while racing: RRS 44.1, One-Turn and Two-Turns Penalties will apply.

11 TIME LIMITS

11.1 For each class, the time limit is 90 minutes.

11.2 Boats failing to finish within 15 minutes after the first boat in her class sails the course and finishes, and not subsequently retiring, penalized or given redress, will be scored Time Limit Expired (TLE) without a hearing. This changes RRS 35, A4 and A5.

12 PROTESTS, REQUESTS FOR REDRESS, SCORING INQUIRIES

- 12.1 Protest forms, scoring inquiry forms, and penalty acceptance forms shall be delivered to the race office (see SI 3.2).
- 12.2 Protests, requests for redress or reopening shall be delivered to the race office (see SI 3.2) by the protest time limit.
- 12.3 When the race committee receives a scoring inquiry form, it will review its records and respond as soon as practicable.
- 12.4 The protest time limit is 60 minutes after the race committee signal vessel docks. The race committee will post the protest time limit.
- 12.5 The race committee will post a list of race committee scoring actions no later than the protest time limit.
- 12.6 Notices of protests by the race committee or protest committee will be posted to inform boats under RRS 61.1(b).
- 12.7 As soon as practicable after the protest time limit, the protest committee will post a notice to inform competitors of the schedule and location of hearings in which they are parties or named as witnesses.

13 SCORING

- 13.1 RRS Appendix A4, Low Point System, will apply.
- 13.2 One race is required to be completed to constitute a series.
- 13.3 A boat's series score will be the total of her race scores.
- 13.4 Boats to be scored TLE will be scored points equal to the number of boats finishing within the finishing window plus two points by the race committee without a hearing but no worse than the number of entries. This changes RRS A5.1 and A5.3.

14 SAFETY REGULATIONS

- 14.1 [DP] Each boat shall check in before the warning of their first race sailed each day by sailing past the stern if the race committee signal boat and hailing her sail number until acknowledged.
- 14.2 [DP] A boat that retires from a race, or leaves the racing area between races, shall notify the race committee at the first reasonable opportunity.

15 [DP] COACHING

- 15.1 Support vessels may be responsible for up to a maximum of 10 sailors.
- 15.2 On the water, the race committee intends to monitor and communicate with coaches and support boats via VHF radio on channels 71 for the Opti Green fleet, 72 for the Opti RWB course, and 78 for ILCA/420 course.
- 15.3 All persons aboard support vessels shall wear USCG approved Type III Personal Flotation Devices (PFDs) at all times while afloat except for brief periods while removing or adding clothing. "Flotation aids" are not permitted.
- 15.4 Except in the case of emergency, support vessels shall not enter the racing area from the preparatory signal until the last boat finishes or permission is given by the race committee.

16 PRIZES

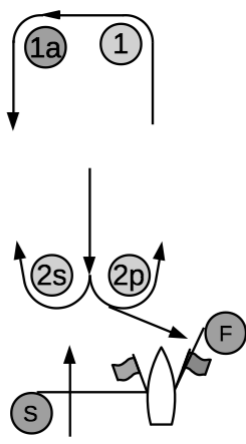
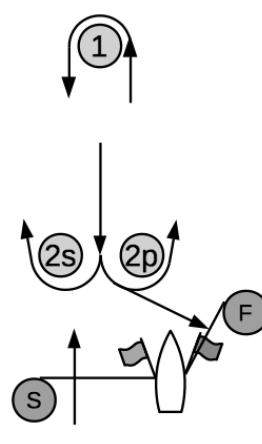
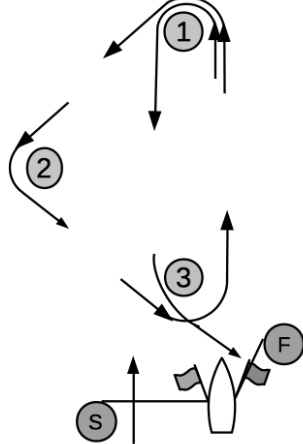
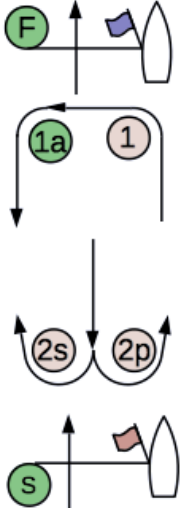
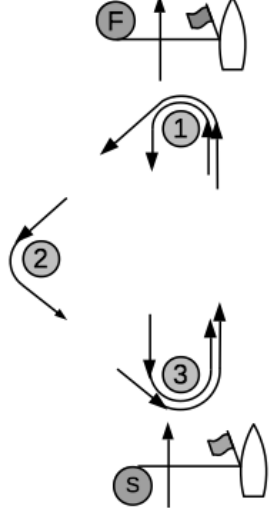
- 16.1 Prizes will be given to first, second and third places in the C420, ILCA7, ILCA6, all Optimist classes.
- 16.2 Participation awards will be given to all competitors in the Optimist Green fleet.
- 16.3 Additional prizes may be awarded at the discretion of the organizing authority.

17 DISCLAIMER OF LIABILITY

- 17.1 Competitors participate in the regatta entirely at their own risk. See RRS 3, Decision to Race. The organizing authority will not accept any liability for material damage or personal injury or death sustained in conjunction with or prior to, during, or after the regatta.

SI ATTACHMENT 3 - COURSES FOR AREAS A & B

In the below table, the course designation is followed by the mark rounding order for that course. All marks except 2S are to be rounded to port. If the race committee displays "NO GATE" near the course designation or only one mark is set, then only mark 2P will be set. The color or shape of the marks are described in SI 0.

<p>LA</p>  <p>LA1: Start-1-1a-2p-Finish LA2: Start-1-1a-2s/2p-1-1a-2p-Finish</p>	<p>L</p>  <p>L1: Start-1-2p-Finish L2: Start-1-2s/2p-1-2p-Finish</p>	<p>TL</p>  <p>TL2: Start-1-2-3-1-3-Finish</p>
<p>WA</p>  <p>WA2: Start-1-1a-2s/2p-Finish WA3: Start-1-1a-2s/2p-1-1a-2s/2p-Finish</p>		<p>TW</p>  <p>TW2: Start-1-2-3-Finish TW3: Start-1-2-3-1-3-Finish</p>