



# Pass Christian Yacht Club

*Birthplace of Yachting in the South*

*July 21, 1849*

## FINN CLASS

### NORTH AMERICAN CHAMPIONSHIP

Pass Christian Yacht Club, MS 39571

September 30 – October 3, 2021

The Organizing Authority (OA) is the Pass Christian Yacht Club (PCYC)

#### SAILING INSTRUCTIONS

Posted 6/25/2021

#### 1. RULES

- 1.1 The regatta will be governed by the rules as defined in the current edition of the Racing Rules of Sailing (RRS) with US prescriptions, International Finn Class Rules, USA Finn Association Bylaws, and these SI's and any amendments to these SI's. If there is a conflict between the NOR and the SI's, the SI's will take precedence. This changes RRS 63.7.
- 1.2 Only US Sailing Prescriptions RRS 61.4, Appendix R, and prescriptions to RRS 40, 60.3, 67, 70.5 (a) and 76.1 shall apply. They will be posted on the official notice board.
- 1.3 A boat shall not display the sail number of another boat that is racing.
- 1.4 Appendix P5 will apply. Finn Class Rule C.1.1(1) is in effect. RRS 42.3 is changed by adding: On or before the warning signal, the Race Committee (RC) may display Code Flag "O" to signal in accordance with RRS Appendix P5, that pumping, rocking and ooching are permitted after the starting signal, except when the boat's proper course is close-hauled or above. This changes RRS 42.2(a), 42.2(b), and 42.2(c).
- 1.5 Per Finn Class Rule (A.7.2) the RC will apply SI 1.5 above in winds of 10 knots and above, measured at deck level on a RC boat at the windward mark.
- 1.6 Per Appendix P5.3 (b), if the wind speed becomes less than the specified limit after Code Flag "O" was displayed, the RC may display Code Flag "R" with repetitive sounds at a mark to signal to a boat that RRS 42, as changed by the class rules, applies after she has passed the mark.

#### 2. NOTICES TO COMPETITORS

- 2.1. Registration will be handled thru Regatta Network  
Check-in will be handled upstairs at the PCYC.

2.2. All race related documents, notices and results will be posted on the official notice board at Regatta Network and the Notice Board at PCYC.

### 3. CHANGES IN SAILING INSTRUCTIONS

3.1. Any changes in the SI's will be posted by 0900 on the day they will take effect, except that any changes in the schedule of races will be posted no later than one hour after the latest protest time limit on the day before they take effect (SI 17.2). In the event of no racing on a day, any changes in the schedule of races will be posted no later than 1900 hours on the day before they take effect.

3.2 Oral changes to the SI's may be given on the water. The RC signal boat shall display Code Flag "L". Competitors may approach the signal boat and verbally receive the change while Code Flag "L" is displayed.

### 4. SIGNALS MADE ASHORE

4.1 Signals made ashore will be displayed from the main flagpole at the PCYC and communicated to competitors via loud speaker on deck.

4.2 Code Flag "L", when displayed ashore, signifies that a change to the SI's or other notice to competitors has been posted on the official notice board on Regatta Network.

4.3 Code Flag "AP" when displayed ashore means that the start has been postponed. The Warning signal will be made not less than 60 minutes after the lowering of this signal. This changes Race Signals AP.

### 5. SCHEDULE

5.1 races may be sailed.

5.2 The schedule of events is as follows:

Thur. Sept. 30 - 1200-1700 Registration and Check in.  
- 1500 Practice Races.

Fri. October 1 - 1200 Warning Signal for first race.

Sat. October 2 - 1200 Warning Signal for first race.

Sun. October 3 - 1200 Warning Signal for first race.

1500 No Warning signal after this time.

1700 Awards Ceremony

### 6. CLASS FLAG

6.1 The class flag will be a white flag with the blue Finn Logo.

### 7. RACING AREA

7.1 The racing area will be immediately in front of the PCYC in the Gulf.

### 8. SAFETY

8.1 Prior to the first warning signal each day, boats are required to check-in with the RC signal Boat. This check-in shall be done after the RC raises Code Flag "L". Boats should pass the Stern of the RC boat on starboard tack and hail their sail number. The check-in is not considered completed until the RC boat acknowledges.

## 9. THE COURSES

9.1 The diagram in attachment 1 shows the courses, including the order in which marks are to be passed and the side on which to pass.

9.2 If one gate mark is missing, competitors shall leave the remaining gate to port.

9.3 The course number and approximate magnetic heading and distance to the weather mark will be displayed on the RC signal boat no later than the warning signal for each race.

## 10. MARKS

10.1 The windward mark (1) and the leeward gate marks (2S/2P), will be large orange tetrahedrons.

10.2 The offset mark (1a) will be a small orange ball.

## 11. THE START

11.1 The races will be started in accordance with RRS 26.

11.2 The starting line will be between "Rip Tide" (RC boat) displaying an orange flag and an orange tetrahedron.

11.3 A boat not starting within four (4) minutes after her starting signal will be scored DNS. This changes RRS 63.1, A4 and A5.

## 12. CHANGE OF THE COURSE

12.1 To change the next leg of the course, the RC will place a yellow tetrahedron and leave the original mark in place.

12.2 The RC reserves the right to change the course, during a race up to 5 degrees and 0.1nm without signaling a change. This changes RR 33.

## 13. THE FINISH

13.1 The finishing line for courses LA2, WA2 and WA3 will be between the staff displaying orange flag on the committee boat and the orange tetrahedron.

## 14. TIME LIMITS AND TARGET TIMES

14.1 The time limits and target time for each race are as follows:

First mark - 30 minutes

Race limit - 60 minutes

Target Time - 45 minutes

## 15. SCORING

15.1 The Low Point scoring system of the RRS, Appendix A shall apply to this regatta except that when five races have been completed, a boat's worst score will be excluded.

15.2 Three races shall constitute a regatta.

15.3 If a competitor does not race, they shall be removed as a competitor and the scores will be adjusted to indicate this. This changes RRS Appendix A 4.2.

## 16. PENALTIES

16.1 US Sailing Prescription Appendix V1 Penalty at the Time of Incident shall apply.

V1 The first two sentences of RRS 44.1 are changed to: "A boat may take a One-Turn Penalty when she may have broken one or more rules of Part 2 or Rule 31 in an incident while racing. However, when she may have broken one or more Rules of Part 2 while in the zone around a mark other than a straight mark, her penalty shall be a Two-Turns Penalty".

A boat that has taken a penalty is encouraged to notify the Race Committee as soon after the race as possible.

16.2 A boat that retires from a race or does not intend to start a scheduled race shall promptly report this to the RC via hailing or having a coach boat notify the RC.

16.3 For incidents occurring in the zone of the weather mark or the leg between the weather mark and the offset mark, penalty turns may be delayed until immediately after passing the offset mark. This changes RRS 44.2

## 17. PROTEST AND REDRESS REQUESTS

17.1 A boat intending to protest shall, if practicable, notify a RC finish boat of its intention and the identity of the protested boat(s) as soon as possible after finishing the race.

17.2 Protests and requests for redress should be initiated by filling out the Protest form and returning to the RC as soon as possible after finishing the race day. The time limit for these will be one hour after the RC has docked in the harbor.

17.3 Notices will be posted on the Notice Board in the club no later than 15 minutes after the protest time limit to inform competitors of hearings in which they are parties to or named as witnesses. It is each boat's sole responsibility to check the board to see if she is cited in a protest. Representatives of boats who are parties to hearings and their witnesses shall remain at club until excused by the protest committee.

17.4 Notices of protests by the RC will be posted on the message board.

## 18. PRIZES

18.1 Prizes will be awarded per the NOR.

## 19. SUPPORT AND COACH BOATS

19.1 Coaches are required to register at the start of the event. During check-in, each coach boat must sign a credit authorization form and receive a flag.

19.2 Coach boats are required to monitor Vhf channel 69 and shall abide all RC instructions. In addition they shall provide assistance to any boat in danger if notified by the RC.

19.3 The RC reserves the right to make additional requirements for coach and/ or support boats at any time during the regatta.

## 20. VENUE

20.1 RRS 55 applies: however trash may be placed aboard support or official boats.

20.2 Competitors and their guests are invited to use all the facilities of the PCYC.

21. RISK STATEMENT and INSURANCE

Competitors participate in the regatta at their own risk. See RRS 4 . The OA and the PCYC shall not accept any liability for material damage, personal injury, or death sustained in conjunction with, prior to, during or after the event. Each person warrants the suitability of his or her boat for the event.

22. MEASUREMENT

22.1 All equipment must be class legal and may be checked at any time during the regatta. Each boat must be able to produce a valid measurement certificate for boat equipment and sails.

22.2 Skippers may be asked to show compliance with all safety gear as required by US Coast Guard and class rules. Emphasis is drawn to Finn Class Rule C 5.2.1 (a) towing rope minimum 8m long and no less than 8mm wide capable of floating. The towing rope must be readily available without contravening Rule C.6.1(b).

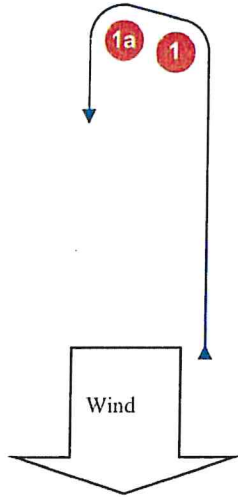
23. ADDITIONAL INFORMATION

Any further information concerning the regatta please contact Tom Duffy (228-596-7623 or [tduffy228@gmail.com](mailto:tduffy228@gmail.com)).

If you need any info for a Rental house or accomodations please contact Tom Duffy.

# Attachment 1 – Course Diagram

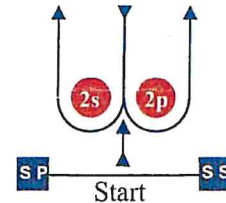

**LA**



**Course: Leeward finish**

Signal	Mark Rounding Order
<b>LA2</b>	Start – 1 – 1a – 2s/2p – 1 – 1a – Finish

**WA**



**Course: Windward Finish**

Signal	Mark Rounding Order
<b>WA2</b>	Start – 1 – 1a – 2s/2p – Finish
<b>WA3</b>	Start – 1 – 1a – 2s/2p – 1 – 1a – 2s/2p – Finish