



The Great Pumpkin Regatta

Organizing Authority: Sarasota Sailing Squadron

October 30, 2021

Sarasota Sailing Squadron (SSS), Sarasota, FL, USA

SUPPLEMENT to the STANDARD SAILING INSTRUCTIONS

(Numbering corresponds to the RRS Appendix S)

The notation '[NP]' in a rule of the sailing instructions (SSIs) means that a boat may not protest another boat for breaking that rule. This changes RRS 60.1(a).

3 CHANGES TO THE SAILING INSTRUCTIONS

3.1 Any change to the sailing instructions will be posted before 0900 on the day it will take effect. Any change to the schedule of races will be posted by 2000 on the day before it will take effect.

4 SIGNALS MADE ASHORE

4.1 Signals made ashore will be displayed on the flagpole located on the front lawn of the Sarasota Sailing Squadron. This changes RRS S 4.1.

4.2 When flag AP is displayed ashore, '1 minute' is replaced with not less than 60 minutes' in the race signal AP.

5 SCHEDULE

5.1

Date	Competitors Meeting	WARNING SIGNAL
Saturday, October 30, 2021	11:30	13:30

5.2 No warning signal will be made on after 15:30 hours.

6 CLASS FLAGS

Class Flag	Description
PHRF	PHRF Flag
E Scow	Class Flag
Flying Scot	Class Flag
Melges 15	Class Flag
MC Scow	Class Flag

ILCA 7	Class Flag
ILCA 6	Class Flag
ILCA4	Class Flag
Sunfish	Class Flag

This changes RRS S 6.1.

7. THE COURSES

- 7.3 For the one design classes, courses will be either TL, LA, WA, LAD or TAD. The supplement describes course LAD and TAD, the order in which the marks are to be passed and the side on which each mark is to be left.
- 7.4 For the PHRF classes, courses shall be selected from Sarasota Sailing Squadron compass rose marks lettered A, B, C, D, E, F, G, H, I, J, K, L or M or government marks IC 13, IC 15, IC 16, IC 17, ICNP, NP19 or MJ-3. The course numbers/letter will be posted on the R/C Signal Boat in the order of passing, the first number being the first mark to be passed. All marks shall be kept to **PORT**. The last number posted indicates the finishing mark.

8 MARKS

8.2 One Design course

Mark	Description
1, 2s, 2p	Orange Tetrahedron
1a	Small orange buoy
Start	Green Tetrahedron
Finish	Small white buoy
Change Mark	Yellow Tetrahedron
3	Orange Tetrahedron

- 8.3 If either mark 1 or 1a is missing the single mark will be rounded to port.
- 8.4 If one of the gate marks (2s/2p) is missing, the remaining mark will be left to port.

9 THE START

- 9.3 A boat that does not start within 4 minutes after her starting signal will be scored Did Not Start without a hearing. This changes RRS A5.1 and A5.2.
- 9.4. The Race Committee may announce the sail number or boat name of each premature starter on the applicable VHF channel. Failure to make an announcement or the order in which boats are announced shall not be grounds for redress. This changes Rule 62.1(a).

10 CHANGE OF THE NEXT LEG OF THE COURSE

- 10.2 In the event of a change of course that relocates mark 1, mark 1a will not be relocated.

12 TIME LIMITS

12.4

Mark 1 Time Limit	Race Time Limit	Finish Window	Target Time
20 minutes	60 minutes	20 minutes	30 minutes

- 12.5 Failure to meet target time will not be grounds for redress. This changes RRS 62.1(a).

13 PROTESTS AND REQUESTS FOR REDRESS

13.2 The protest time limit is 60 minutes after the signal boat docks. This changes RRS S 13.2.

13.5 Protest hearings are expected to be heard in person but may be changed to online. Instructions for online hearings will be provided by the Jury.

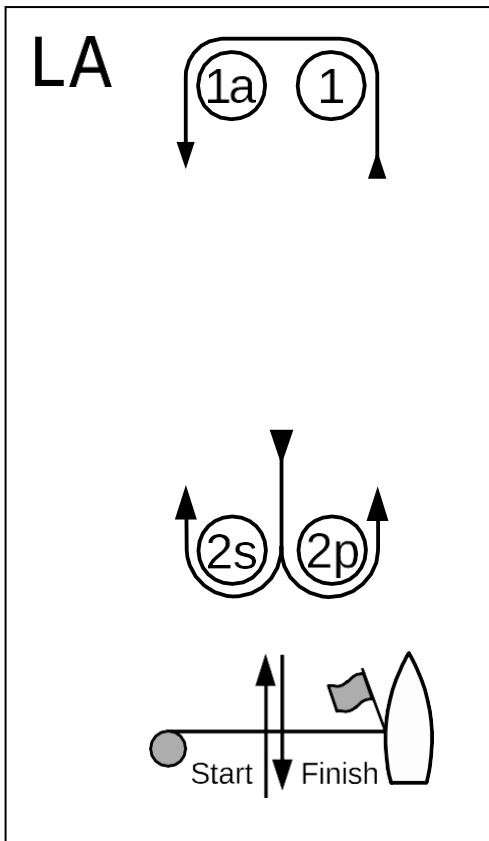
15 [DP][NP]SAFETY REGULATIONS

15.1 Boats shall check in with the race committee prior to their first race of the day by sailing past the transom of the committee boat.

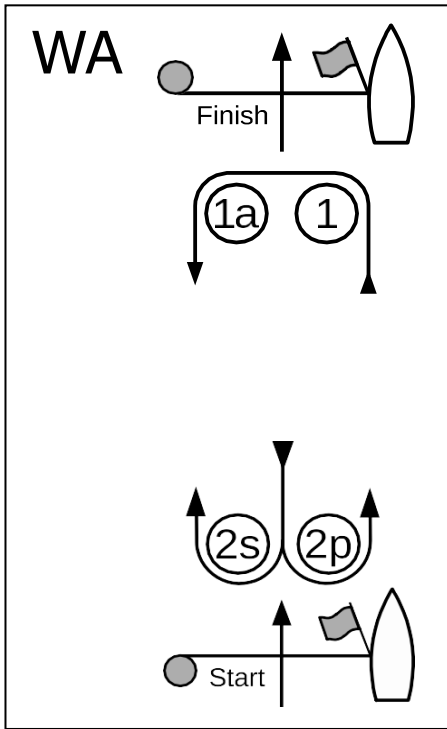
15.2 Boats shall advise the race committee if leaving the race area prior to the end of the last day of the day.

Addendum A

COURSE DIAGRAMS



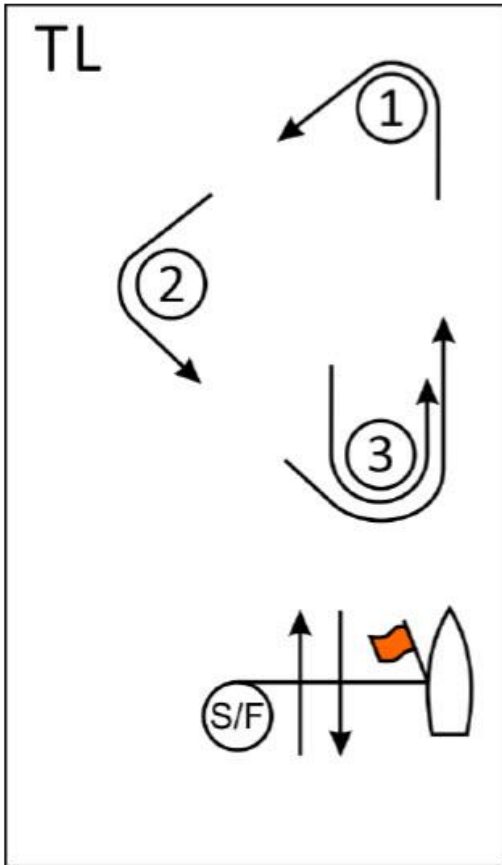
Course LA – Windward/Leeward with Offset Mark, Leeward Finish	
<i>Signal</i>	<i>Mark Rounding Order</i>
LA2	Start – 1 – 1a – 2s/2p – 1 – 1a – Finish
LA3	Start – 1 – 1a – 2s/2p – 1 – 1a – 2s/2p – 1 – 1a – Finish
LA4	Start – 1 – 1a – 2s/2p – 1 – 1a – 2s/2p – 1 – 1a – 2s/2p – 1 – 1a – Finish



Course WA – Windward/Leeward with Offset Mark, Windward Finish	
Signal	Mark Rounding Order
WA2	Start – 1 – 1a – 2s/2p – Finish
WA3	Start – 1 – 1a – 2s/2p – 1 – 1a – 2s/2p – Finish
WA4	Start – 1 – 1a – 2s/2p – 1 – 1a – 2s/2p – 1 – 1a – 2s/2p – Finish

LAD		Course LAD – Windward/Leeward with Offset Mark, Hollywood Finish	
		Signal	Mark Rounding Order
		LAD1	Start-1-1a-2p-Finish
		LAD2	Start-1-1a -2s/2p-1-1a -2p-Finish
		LAD3	Start-1-1a -2s/2p-1-1a -2s/2p-1-1a -2p-Finish

TAD		Course TAD – Windward/Leeward with Offset Mark, Triangle, Hollywood Finish	
		Signal	Mark Rounding Order
		TAD1	Start-1-1a-3-Finish
		TAD2	Start-1-1a -2s/2p-1-1a-3-Finish
		TAD3	Start-1-1a -2s/2p-1-1a-2s/2p-1-1a-3-Finish



Course TL – Triangle, Leeward Finish	
Signal	Mark Rounding Order
TL2	Start – 1 – 2 – 3 – 1 – Finish
TL3	Start – 1 – 2 – 3 – 1 – 3 – 1 – Finish
TL4	Start – 1 – 2 – 3 – 1 – 3 – 1 – 3 – 1 – Finish