


# Percy Priest Yacht Club



## Oktoberfest Regatta Sailing Instructions Buoy and Distance October 1, 2022

### 1. RULES

- 1.1. The regatta will be governed by the *rules* as defined in *The Racing Rules of Sailing* (RRS).
- 1.2. ISAF Regulation 22, ISAF Sailor Classification Code, will apply to the S2 7.9 class for purposes of awarding trophies.
- 1.3. Changes will be made to the following RRS: 29.1 (Individual Recalls), 33 (Changing the Next Leg of the Course), 35 (Time Limit and Scores), 44.1 (Taking a Penalty), 61 (Protest Requirements), 62.1(a) and 62.2 (Redress), 63.1 (Requirement for a Hearing), 66 (Reopening a Hearing), A2 (Series Scores), A4 (Low Point System), A5 (Scores Determined by the Race Committee), A11 (Scoring Abbreviations), and Race Signal AP (Postponement).
- 1.4. US Sailing Prescriptions Rule 60 (redress hearing participation), Rule 63.2 (Time and Place of the Hearing), and Rule 63.4 (Interested Party) will not apply.
- 1.5. For the S2 7.9 class, class rule 3.6.1. is changed so that there is no maximum crew weight.
- 1.6. All other class rules for all classes, including measurement and weight rules, will apply. A boat or equipment may be inspected at any time for compliance with class rules.

### 2. NOTICES TO COMPETITORS – Notices to competitors will be posted on the official notice board, which will be located on the lakeside windows at Hamilton Creek Sailboat Marina.

### 3. CHANGES TO SAILING INSTRUCTIONS

- 3.1. Any change to these Sailing Instructions will be posted on the official notice board.
- 3.2. The schedule of races for the first day's races will not be changed.
- 3.3. Any other change to the Sailing Instructions will be posted at least one hour before the scheduled start of the first race on the day the change will take effect.

### 4. SIGNALS MADE ASHORE

- 4.1. Signals made ashore will be displayed from the race committee signal boat at the dock.
- 4.2. When flag "AP" is displayed ashore, '1 minute' is replaced with 'not less than 30 minutes' in the Race Signal "AP." This changes the meaning of Race Signal "AP."

### 5. SCHEDULE OF RACES

- 5.1. The race schedule, dates of racing, number of races, scheduled time of the warning signal for the first race each day and the cut-off time for starting a race on the last day will be as stated in the Notice of Race unless a change has been posted. The Notice of Race will be posted on the official notice board.
- 5.2. It is the intention of the race committee to run a maximum of five races on any given day.
- 5.3. At the option of the race committee, to alert boats that another race will begin soon, flag "AP" may be displayed before a warning signal is displayed.

### 6. CLASS FLAGS

- 6.1. Classes will be as defined in the Notice of Race.
- 6.2. A class flag will be a unique color, pattern, shape or class logo or emblem. A description of each class flag will be posted on the official notice board.
- 6.3. Reminder – as stated in the preamble to Race Signals, "When a visual signal is displayed over a class flag, the signal applies only to that class."

### 7. RACING AREA – The racing area will be within three miles of the harbor entrance to Hamilton Creek Sailboat Marina.

### 8. MARKS – The marks are described in Attachment A.

### 9. COURSES – The buoy courses are described in Attachment A, and distance courses in Attachments A, B and C.

### 10. THE START

- 10.1. The starting order for the classes will be posted on the official notice board.

- 10.2. The starting line will be between a staff displaying an orange flag on the race committee signal boat at the starboard end and the course side of the port-end starting mark.
- 10.3. The race committee may, no later than the warning signal, trail a mark from the stern of the race committee signal boat stationed at the starboard end of the starting line. The trailing mark will be considered to be an extension of the race committee boat. A boat shall not pass between the trailing mark and the race committee boat. A boat shall not touch the trailing mark while racing.
- 10.4. Boats whose warning signal has not been made shall avoid the starting area during the starting sequence for other classes.
- 10.5. A boat starting later than 5 minutes after her starting signal will be scored as Did Not Start without a hearing. This changes RRS 63.1, A4 and A5.

#### **11. CHANGE OF THE NEXT LEG OF THE COURSE**

- 11.1. To change the next leg of the course, the race committee will move the original mark (or the finishing line) to a new position.
- 11.2. If the moved mark (or the moved finishing line) is not visible from the previous mark of the course or if the change of position is more than 20°, the change will be signaled in accordance with RRS 33.
- 11.3. If the moved mark (or the moved finishing line) is visible from the previous mark of the course and the change of position is 20° or less, the change may not be signaled. This changes RRS 33.

#### **12. RECALLS** – When an individual recall is signaled, the race committee will attempt to hail the sail numbers of the recalled boats by VHF radio on Channel 68. Such a hail is a courtesy hail only. Failure of the race committee to hail, failure of a boat to hear the hail, or the order or timing of the hail will not relieve the boat of its obligation to start correctly and will not be grounds for requesting redress. This changes RRS 29.1 and 62.1(a).

#### **13. THE FINISH**

- 13.1. The finishing line will be between a staff displaying a blue flag on the race committee signal boat at the starboard end and the course side of the port-end finishing mark.
- 13.2. Boats that have finished shall avoid the finishing area if possible.

#### **14. PENALTY SYSTEM**

- 14.1. For classes other than the S2 7.9 class, RRS 44.1 will apply.
- 14.2. RRS 44.1 will apply when an incident is between a boat in the S2 7.9 class and a boat in another class.
- 14.3. If all boats involved in an incident are in the S2 7.9 class, RRS 44.1 is changed so that the Two-Turns Penalty is replaced by the One-Turn Penalty, except for incidents between boats
  - (a) prior to the starting signal,
  - (b) when there is contact, or
  - (c) when at least one of them is in the *zone* of a mark that has a required side on the leg being sailed, and the mark is a rounding mark, a gate mark, or a finishing mark.

For incidents described in 14.3 (a), (b) and (c), the Two-Turns Penalty remains in effect.

#### **15. TIME LIMIT**

- 15.1. The time limit for a race is two hours for the first boat in a class to sail the course and finish.
- 15.2. Boats failing to finish within 30 minutes after the first boat in the class sails the course and finishes will be scored according to Sailing Instruction 17 without a hearing. This changes RRS 35, 63.1, A4 and A5.
- 15.3. If the time limit in Sailing Instruction 15.2 has expired for a class, the race committee may notify the boats that have not finished. If a boat has been notified that the time limit has expired, she shall immediately return to the starting area to prepare for the start of the next race. If no more races will be sailed for the day, she shall immediately clear the course.

#### **16. PROTESTS**

- 16.1. Protests shall be in writing. Forms are available at the clubhouse. Protests, request for redress or reopening shall be delivered to the protest committee representative within the appropriate time limit. The protest time limit will begin when the RC Signal Boat docks and end 45 minutes later. The RC Signal Boat will make a sound signal upon docking.
- 16.2. Protests will be heard in approximately the order of receipt as soon as possible in the clubhouse.
- 16.3. The race committee will post a list of penalties being assigned by the race committee prior to the end of protest time limit. The deadline for requesting redress based on these scores will be either 30 minutes after posting of the penalty notice or the protest time limit, whichever is later. This changes RRS 62.2.
- 16.4. Notices will be posted within 15 minutes of the protest time limit to inform competitors of hearings in which they are parties or named as witnesses

- 16.5. At the end of the regatta, a request for reopening a hearing shall be delivered (a) within the protest time limit if the party requesting reopening was informed of the decision on the previous day; (b) no later than 30 minutes after the party requesting reopening was informed of the decision on that day. This changes RRS 66.
- 16.6. A request for redress based on a jury decision shall be delivered no later than 30 minutes after the decision was posted, changing RRS 62.2.

## **17. SCORING**

- 17.1. One race is required to be completed to constitute a series.
- 17.2. When fewer than six races have been completed, a boat's series score will be the total of her race scores. When six or more races have been completed, a boat's series score will be the total of her race scores excluding her worst score. This changes RRS A2.
- 17.3. A boat that did not finish within the required time after the first boat in her class finished and that was still racing when the time limit expired and not thereafter retiring, being penalized, or given redress, will be scored points for the finishing place equal to one more than the number of boats in the class that finished the race and not later retired or disqualified. The scoring abbreviation for such boats will be TLX (did not finish due to time limit expiring). This changes RRS A4, A5 and A11.
- 17.4. A boat that did not start (DNC, DNS and OCS), did not finish (DNF) for any reason other than that in Sailing Instruction 17.3 or retires (RET) will be scored points for the finishing place equal to one more than the number of boats in the class that entered the regatta.
- 17.5. A boat that was disqualified (BFD, DSQ, DNE and DGM) will be scored points for the finishing place equal to two more than the number of boats in the class that entered the regatta. This changes RRS A4.2.
- 17.6. All other boats will be scored in accordance with RRS A4.1, A4.2 and A5.

## **18. COURTESY BROADCASTS** – The race committee may make periodic courtesy broadcasts by VHF radio on Channel 68. Information given is provided as a courtesy to the competitors and does not in any way alter the competitor's responsibility to observe the race committee's visual signals. Errors or omissions during these courtesy broadcasts will not be grounds for requesting redress. This changes RRS 62.1(a).

## **19. SAFETY REGULATIONS** – A boat that retires from a race shall notify the race committee as soon as possible.

## **20. PRIZES** – Prizes will be awarded as indicated in the Notice of Race.

## **21. DISCLAIMER OF LIABILITY** – Competitors participate in the regatta entirely at their own risk. See RRS 4, Decision to Race. Percy Priest Yacht Club will not accept any liability for material damage or personal injury or death sustained in conjunction with or prior to, during, or after the regatta. Competitors agree that the race organizers (organizing authority, race committee, protest committee, host club, sponsors, or any other organization or official) will not be responsible for damage to any boat or other property or the injury to any competitor, including death, sustained as a result of participation in this event. As an inducement to the race organizers to produce the regatta, each competitor agrees that by participating in this event each competitor is deemed to have waived all claims against and released the race organizers from any and all liability associated with such competitor's participation in this event to the fullest extent permitted by law and is deemed to have warranted that he has obtained this same release of the race organizers by each crew member.

## **22. INSURANCE** – Each participating boat shall be insured by its owner with valid third-party liability insurance.

# Buoy Course Sailing Instructions

## Marks and Courses

### A 1. MARKS

- A 1.1. The starting marks will be the race committee signal boat at the starboard end and an orange tetrahedron at the port end.
- A 1.2. The windward mark and leeward mark (or leeward gate marks) will be yellow tetrahedrons.
- A 1.3. The optional offset mark, "O", will be a green cylinder.
- A 1.4. The finishing marks will be the race committee signal boat at the starboard end and an orange tetrahedron at the port end.
- A 1.5. The optional mark in Sailing Instruction 10.3 may be any shape or color.

### A 2. COURSES

- A 2.1. All courses will be windward/leeward and will have a course designation that indicates the number of legs. A leg is defined as any of the following:
- the distance between the starting line and the windward mark,
  - the distance between the windward mark and the leeward mark (or leeward gate), the distance between the leeward mark (or leeward gate) and the windward mark, or
  - the distance between the last mark of the course and the finishing line.
- If the optional windward offset mark described in A 2.2 is used, the distance between the windward mark and the windward offset mark is not a separate leg.

Examples of course designations are as follows:

- A windward/leeward course has two legs and its course designation is "2".
  - A windward/leeward/windward/leeward course has four legs and its course designation is "4".
  - Additional courses may be used by designating the appropriate number of legs ("6", etc.).
  - Courses will always have a leeward finish unless shortened at the windward mark.
- A 2.2. At the option of the race committee, courses may use a windward offset mark. If used, the windward offset mark will be shown on the course board as "O" after the course designation. If a course uses a windward offset mark, there will be two windward marks. Boats must pass both marks by leaving them to port.
- A 2.3. At the option of the race committee, courses may use a leeward gate. If used, the leeward gate will be shown on the course board as "G" after the course designation. If a course uses a leeward gate, there will be two leeward marks comprising the gate. Each boat must pass between the two leeward gate marks (through the gate) from the direction of the previous mark and round either of the gate marks.
- A 2.4. The leeward mark (or leeward gate) is not a mark of the course on the starting leg or finishing leg and it may be left on either side on those legs.
- A 2.5. The starting line and finishing line will be separate lines on opposite sides of the race committee signal boat.
- A 2.6. The approximate magnetic bearing to the first mark will be indicated on the course board following the "@" symbol.
- A 2.7. Course Examples:

- "2 @180" is a course with two legs: a windward leg and a leeward leg. The first mark is at approximately 180 degrees. There is no windward offset mark or leeward gate.
- "2O @180" is the same as a "2" course, except there is also a windward offset mark.
- "4 @10" is a course with four legs: a windward leg, a leeward leg, another windward leg, and a final leeward leg. The first mark is at approximately 10 degrees. There is no windward offset mark or leeward gate.
- "4O @10" is the same as a "4" course, except there is also a windward offset mark.
- "4OG @10" is the same as a "4O" course, except there is also a leeward gate.
- Other courses that are not indicated here may be used by using the appropriate course designation.

A 2.8. The course designation will be displayed on the starboard side of the race committee signal boat before the warning signal of each class. Courses may be different for each class and each race. Boats should check the course designation immediately after their warning signal for each race.

#### DIAGRAM 1—Course Designation Example

4O @10

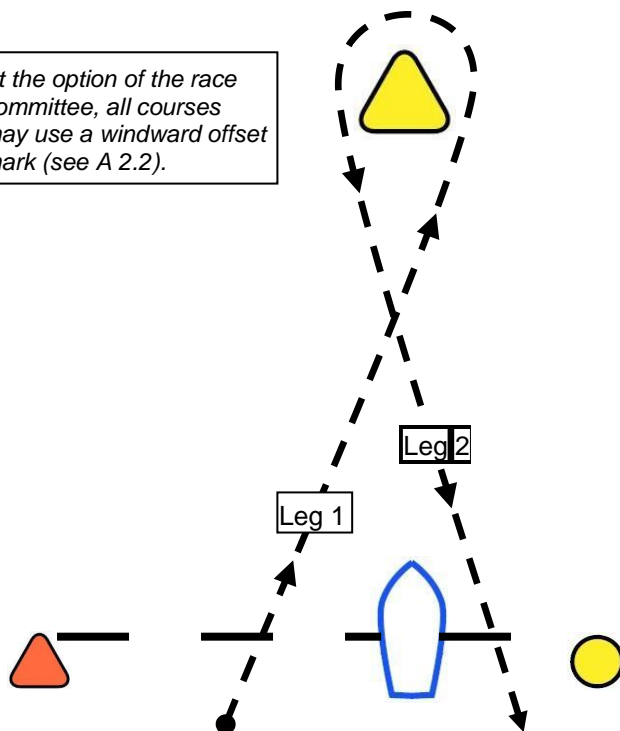
- In this example, the course is 4O (4 legs with a windward offset mark). The windward mark is at an approximate bearing of 10 from the race committee signal boat.

### Attachment A (continued) - Course Diagram Examples

The following course diagrams are examples of only some of the courses that may be used. **Please read the written course descriptions for examples of other courses.**

#### Course 2

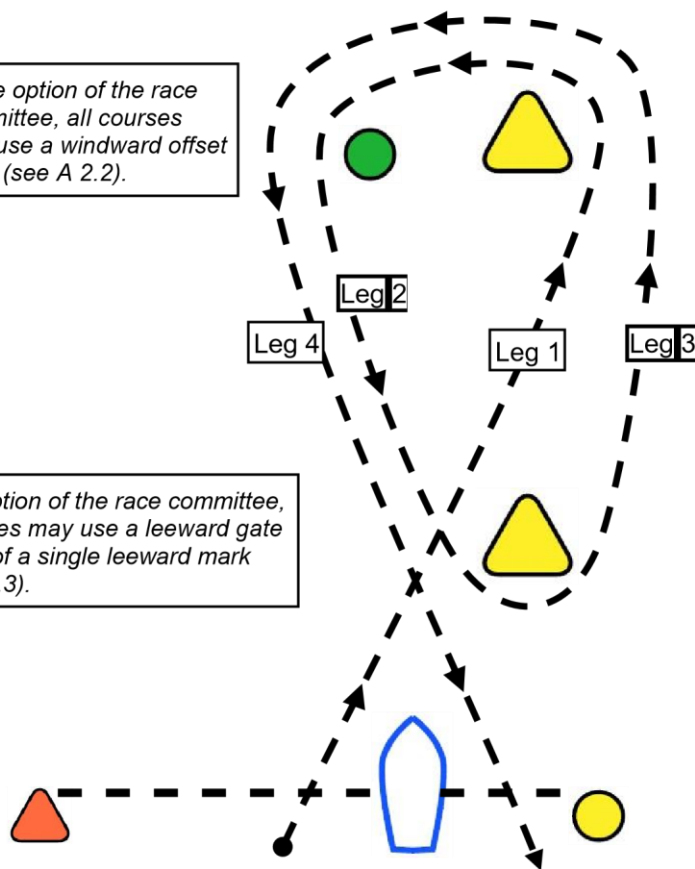
*At the option of the race committee, all courses may use a windward offset mark (see A 2.2).*



## Course 40

At the option of the race committee, all courses may use a windward offset mark (see A 2.2).

At the option of the race committee, all courses may use a leeward gate instead of a single leeward mark (see A 2.3).



The leeward mark (or leeward gate) is not a mark of the course on the starting leg or finishing leg and it may be left on either side on those legs (see A 2.4).

# Distance Course Sailing Instructions

## Courses, Marks and Finish

### A 1. MARKS

- A 1.1. The starting mark will be an orange tetrahedron.
- A 1.2. The optional windward mark will be a yellow tetrahedron.
- A 1.3. The finishing mark will be an orange tetrahedron.
- A 1.4. The rounding mark on Course X ("Short Course") will be a yellow tetrahedron.
- A 1.5. The optional mark in Sailing Instruction 10.3 may be any shape or color.
- A 1.6. The optional inflatable mark used instead of an island in A 2.12. may be any shape or color. If used, a description of the mark will be posted on the notice board.
- A 1.7. Other marks of the course will be channel markers (Course B only), grouped rock markers (Course D, L & W only), single rock marker (Course W only) and islands as indicated in the course descriptions in A 2. See the course diagrams on Attachments A, B and C (Attachments A, B and C do not show the optional windward mark).

### A 2. COURSES

- A 2.1. Distance Courses will be either B, D, L, I, W, or X, or a combination of these (BD, LI, DID, etc.).
- A 2.2. **Course Diagrams (Attachments A, B and C)** – See the course diagrams on Attachments A, B and C. Attachments A, B and C do not show the optional windward mark. The written course descriptions below will control when determining the course.
- A 2.3. **Optional Windward Mark** -- At the option of the race committee, a mark may be set to windward of the starting line to create a windward first leg. If the optional "windward mark" is used, the race committee will indicate the required side on which the windward mark shall be left by posting either the letter "P" for port or "S" for starboard. The bearing to the mark will be indicated after the "@" symbol. See Diagram 1 for an example. The optional windward mark will be a mark of the course only on the first leg of the course and shall be rounded only once.
- A 2.4. **Course B ("Bridge" Course)** -- Sail from the starting line (or optional windward mark) toward the bridge leaving "Bear" Island to STARBOARD. Pass any RED and GREEN channel markers on the required side. A channel marker that is missing or has drifted substantially from its normal position does not have a required side. Round the last GREEN channel marker nearest the bridge leaving it to PORT. Sail back to the finishing line, passing the RED and GREEN channel markers on their required side, and leaving "Bear" Island to PORT.
- A 2.5. **Course D ("Dam" Course)** -- Sail from the starting line (or optional windward mark) toward the dam leaving "Luau" Island, "Stone" Island and the "Grouped" Rock Markers (northeast of "Luau" Island) to PORT. Round "Goose" Island to PORT. Sail toward "Luau" Island leaving the "Grouped" Rock Markers, "Luau" Island and "Stone" Island to PORT and continue sailing back to the finishing line. The single rock marker east of "Luau" Island and "Stone" Island is not a mark on Course D and does not have a required side.
- A 2.6. **Course L ("Low Water Dam" Course)** -- Sail from the starting line (or optional windward mark) toward "Stone" Island (between Elm Hill and Hamilton Creek) leaving it, "Luau" Island and the "Grouped" Rock Markers (northeast of "Luau" Island) to STARBOARD. Sail toward the dam rounding "Goose" Island to PORT. Sail back toward "Luau" Island leaving the "Grouped" Rock Markers, "Luau" Island and "Stone" Island to PORT. Continue by sailing back to finishing line.
- A 2.7. **Course I ("Island" Course)** -- Sail from the starting line (or optional windward mark) toward "Bear" Island and leave it to STARBOARD. Then sail a southwesterly heading toward "Pig" Island (the island south of "Bear" and "Raccoon" Islands). Round "Pig" Island to PORT. Sail back to the finishing line leaving "Bear" Island to PORT.

- A 2.8. **Course W ("Wednesday Night" Course)** -- This course will be used only if the water level is sufficient. Sail from the starting line (or optional windward mark) to the "Single" Rock Marker (white buoy) that is east of "Luau" Island and "Stone" Island. Round the "Single" Rock Marker to PORT. Continue sailing leaving all of the "Grouped" Rock Markers to PORT. Sail back to the finishing line leaving "Luau" Island and "Stone" Island to PORT.
- A 2.9. **Course X ("Short" Course)** – Course X is a short course that uses an inflatable mark as the rounding mark (see A 1.4 for a description of the mark). If this course is used, the inflatable mark will be placed in the general area north of "Bear" Island and east of "Stone" Island. Sail from the starting line (or optional windward mark) to the inflatable mark. Round the inflatable mark to PORT and sail back to the finishing line.
- A 2.10. **Single Rock Marker** -- The single rock marker east of "Luau" Island and "Stone" Island has a required side only on Course W.
- A 2.11. **Combination Courses** (BD, LI, DID, etc.) -- When the course to be sailed is a combination of two or more courses, sail them as one course without returning to the starting/finishing line between courses. For example if the course is LI, sail Course L exactly as stated above, but instead of returning to the starting/finishing line, continue sailing and sail Course I exactly as stated above.
- A 2.12. **Optional Inflatable Mark Instead of Island** – At the option of the race committee, an inflatable mark may be used as the rounding mark instead of the island indicated in any of the course descriptions above. If used, a written notice will be posted on the notice board describing the course(s) affected and giving a description of the mark to be used.
- A 2.13. **Course Designation** – The course will be displayed on the starboard side of the race committee boat before the warning signal of each class (see Diagram 1 below for an example). Courses may be different for each class and each race.

#### DIAGRAM 1–Course Designation Example

L @225 S
----------

In this example, the course is L ("Low Water Dam"). The **windward mark** is at an approximate bearing of 225° from the race committee boat and is rounded to starboard (leave the mark on your starboard side).

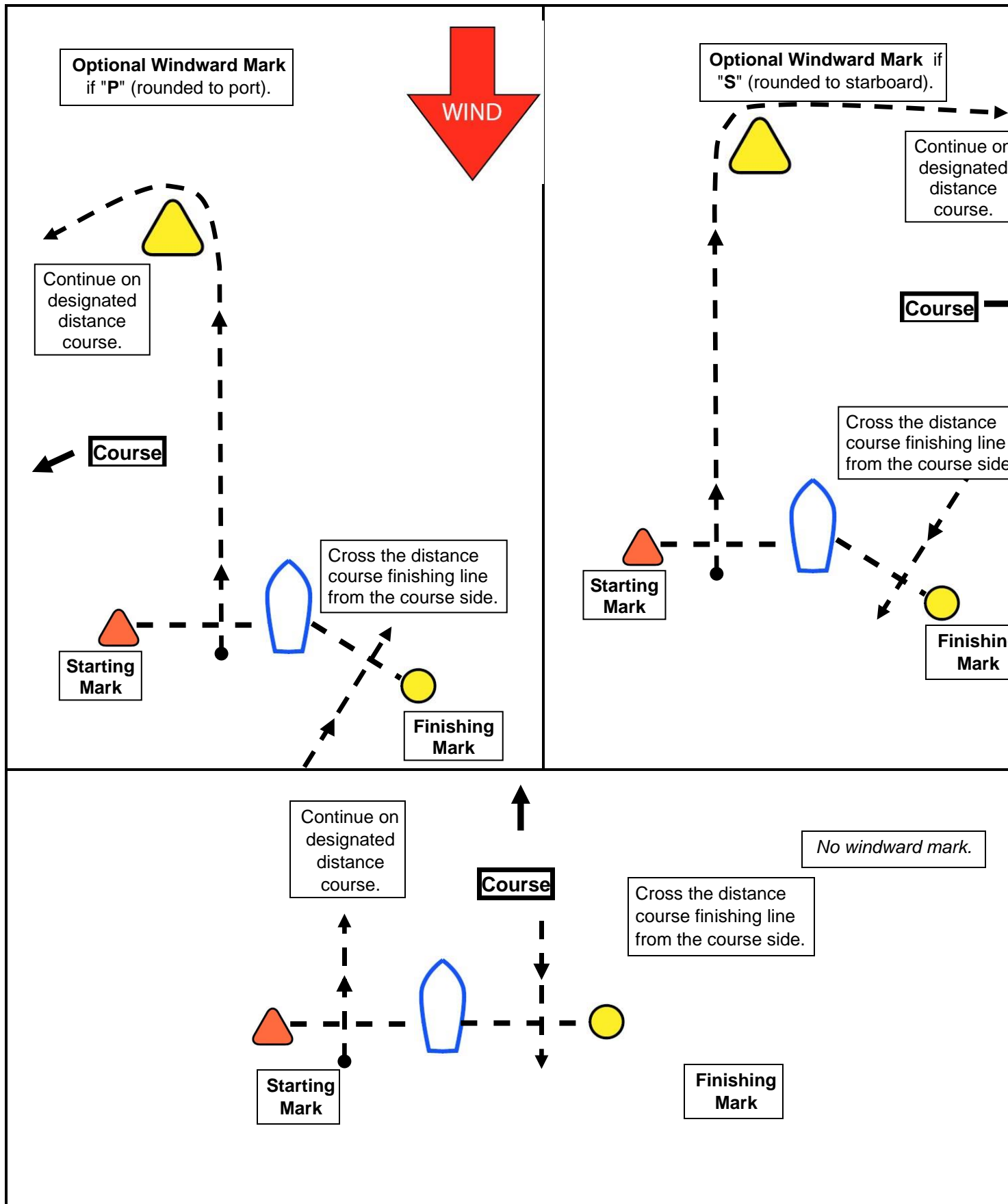
- A 2.14. **The starting and finishing lines will be separate lines set on opposite sides of the race committee boat.** The starting mark will be set on the race committee boat's port side and the finishing mark will be set on the race committee boat's starboard side. See the attached "Starting Line, Finishing Line and Optional Windward Mark Examples."

**A 3. THE FINISH** – The finishing line will be between a staff displaying a blue flag on a race committee boat and the nearby distance course finishing mark ([see A 1.3 for a description of the finishing mark](#)). As stated in the definition of *Finish* in the RRS, cross the finishing line "from the course side" regardless of which side of your boat the finishing mark is on.

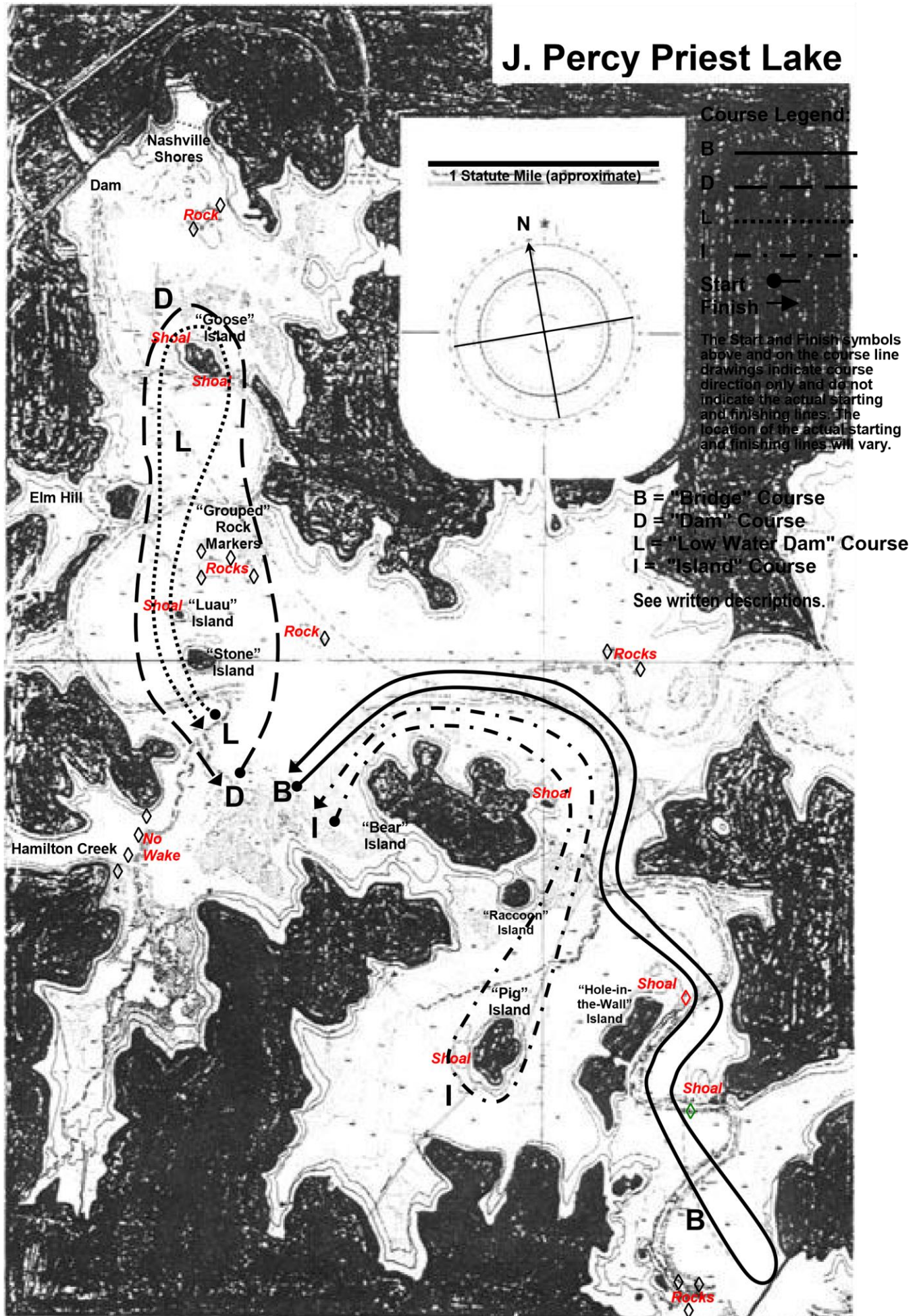
#### Starting Line, Finishing Line and Optional Windward Mark Examples for Distance Courses

*EXAMPLES ONLY--Please read Sailing Instructions A 1, A 2.3, A 2.13, A 2.14 and A 3.*



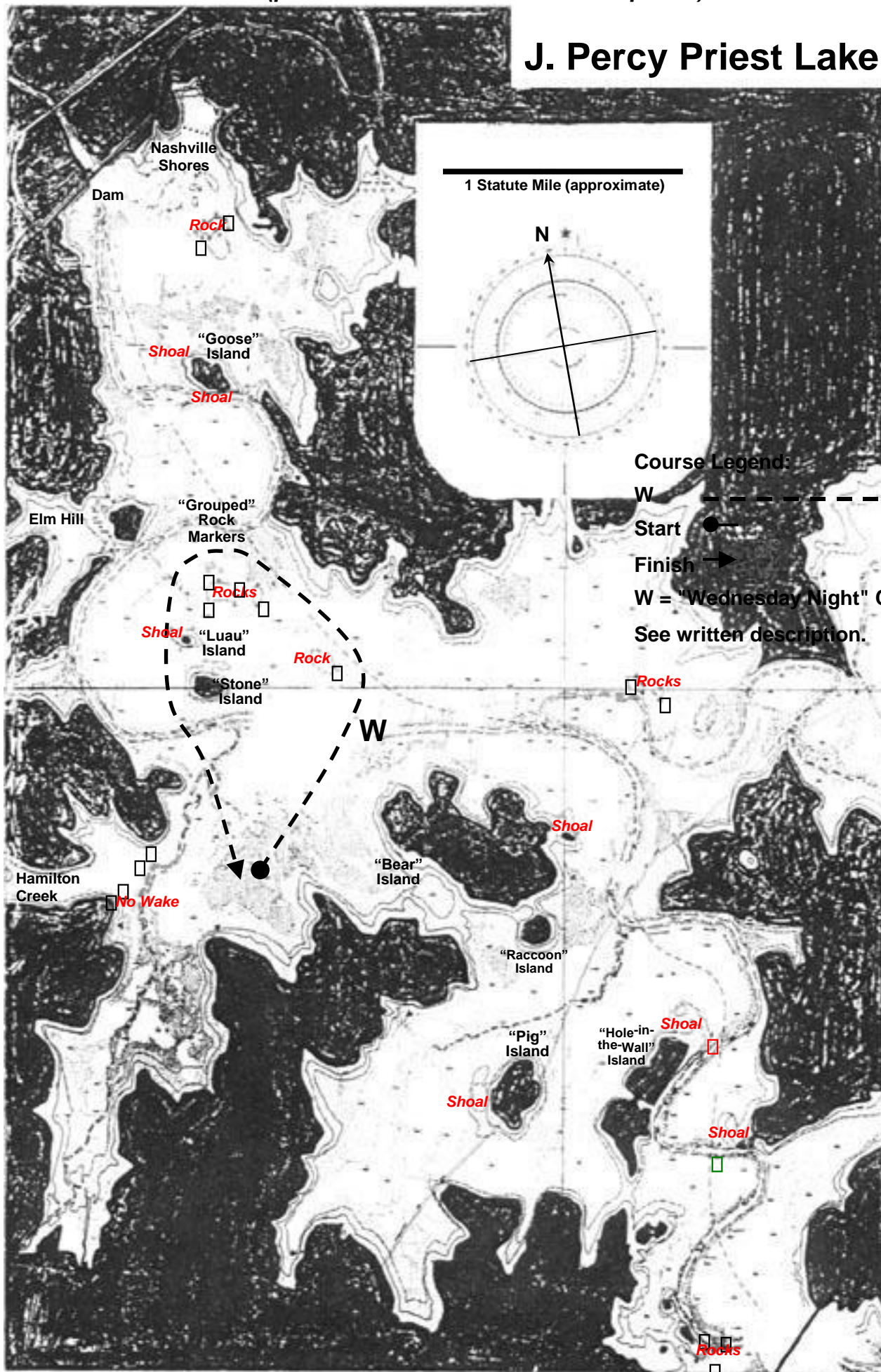


# J. Percy Priest Lake





# J. Percy Priest Lake





# J. Percy Priest Lake

