

2022 PRSA President's Cup Regatta

September 24-25, 2022

Washington Sailing Marina, Alexandria, VA

Event website: <https://www.regattanetwork.com/event/25170>

Regatta Sailing Instructions

1. RULES

These races will be governed by *rules* as defined in *The Racing Rules of Sailing* (RRS).

2. NOTICES TO COMPETITORS

Notices to competitors will be posted to the regatta Notice Board located in the grove area (near the BBQ grill) and on the Regatta Network website: <https://www.regattanetwork.com/event/25170>.

3. CHANGES TO SAILING INSTRUCTIONS

Changes to the sailing instructions will be posted no later than 0800 on Saturday, September 24, except any changes to the schedule of racing will be posted by 2000 on Friday, September 23.

4. SIGNALS MADE ASHORE

4.1 Signals made ashore will be displayed from a Race Committee boat on the ramp launch pier.

4.2 When flag AP is displayed ashore, the warning signal will be made not less than 45 minutes after the AP flag is lowered. This changes RRS Race Signals "AP."

5. RADIO COMMUNICATIONS

5.1 Except in an emergency, a boat that is racing shall not make voice or data transmissions and shall not receive voice or data communication that is not available to all boats. On the water, the race committee may make courtesy broadcasts to competitors on VHF radio channel 69.

6. RACING AREA

6.1 Races will be conducted on the Potomac River, between National Airport and Hains Point, Washington, D.C.

6.2 Channel-bound vessels within the racing area are obstructions. Boats that are racing must keep clear of such vessels.

7. PLANNED SCHEDULE & NUMBER OF RACES

- 7.1 Competitors' meeting: **1000** on Saturday in the dry sail launch area near the cranes.
- 7.2 First race for the first class: The warning signal for the 1st race of the day for the first class to start is **1125** on both Saturday and Sunday.
- 7.3 First race for the other classes: There will be a short time interval between the start of one class and the warning for the next class (no rolling starts).
- 7.4 Subsequent races: **The RC intends to start subsequent races for some classes before all the classes have finished.**
- 7.5 Number of Races: As many races as conditions and time allow on each day.
- 7.6 End of racing: No warning signal will be made after 1530 on Saturday. No warning signal will be made after 1530 on Sunday.

8. ORDER OF STARTS

- 8.1 The order of starts for the first race of the first day will be announced at the competitors' meeting.
- 8.2 Classes with 5 or more competitors will have their own start. Classes with 4 or fewer competitors *may* be started together or grouped with another class.

9. CLASS FLAGS

<u>Class</u>	<u>Class Flag</u>
Multi-hulls	Flying H on yellow
Inland 20s	I-20 on yellow
Lightnings	Red flash on yellow
Buccaneers	Crossed cutlasses on white
Albacores	AL on white
Flying Scots	FS on red
Lasers	Red laser burst on white

10. COURSES and MARKS

See "Courses and Marks" attachment (below) for a description of the courses that may be used, the flag signals used to designate each course, and directions on how to sail each course.

11. MARKS

- 11.1 The marks designated as W, J, and L in the attachment will be orange cylinders.
- 11.2 The offset mark, if used, will be a small orange ball.
- 11.3 New marks as provided in instruction 13.2 will be large yellow cylinders.
- 11.4 The start pin is a white cylinder with a red flag on top.
- 11.5 The finish pin is a white cylinder with a blue flag on top.

12. THE START

- 12.1 Races will be started using RRS 26, with the warning signal made 5 minutes before the starting signal. A series of short blasts will precede the warning signal.
- 12.2 The start will be between an orange flag on the signal boat and the course side of a small white cylinder with a red flag.
- 12.3 Boats whose warning signal has not been made shall stay clear of the starting area and the finish line during the starting sequence for other classes.
- 12.4 Individual Recalls will be signaled in accordance with RRS 29.1. Additionally, the Race Committee will attempt to notify OCS boats via hail on VHF-69. This modifies RRS 29.
- 12.5 Failure to transmit or receive an OCS notification, promptness of the notification, or a boat's position in the notification sequence, shall not be considered grounds for granting redress. This changes

RRS 62.1(a).

- 12.6 A boat starting later than the start of the next fleet after her start shall be scored Did Not Start (DNS). This changes RRS A4 and A10.

13. CHANGE OF THE FIRST AND SUBSEQUENT LEGS OF THE COURSE

- 13.1 To change the first leg of the course, the race committee will lay a yellow mark and display the C-flag from the signal boat before the warning signal and remove the original mark as soon as practicable.
- 13.2 To change the 2nd or subsequent leg of the course, the race committee will lay a new mark (or move the finishing line) and remove the original mark as soon as practicable. When in a subsequent change a new mark is replaced, it will be replaced by an original mark.

14. THE FINISH

The finish line will be between a blue flag on the RC boat and the course side of a small white cylinder with a blue flag.

15. TIME LIMIT

- 15.1 The time limit will be 90 minutes for the first boat to finish in each class.
- 15.2 Boats still racing 30 minutes after the first boat that sails the course and finishes will be scored TLE (time limit expired). "TLE" will be calculated per rule A5.3. The race committee will have final judgment in this decision. This changes rule 35, rule A5.2, and adds "TLE" to scoring abbreviations in A10.

16. PENALTY SYSTEM

- 16.1 RRS/US Sailing Appendix V1 (Penalty at the Time of an Incident) will apply: "A boat may take a One-Turn Penalty when she may have broken a rule of Part 2 or RRS 31 while *racing*. However, when she may have broken a rule of Part 2 while in the *zone* around a *mark* other than a starting *mark*, her penalty shall be a Two-Turns Penalty." This changes RRS 44.1.

17. PROTESTS

- 17.1 Protest Forms are available from the Regatta Chair. Protests shall be delivered to the Race Committee within one hour after the official docking of the RC signal boat. The time of docking will be posted on the official Notice Board.
- 17.2 Protests will be heard in approximately the order of receipt as soon as possible.
- 17.3 Protest notices will be posted within approximately 30 minutes of the protest time limit to inform competitors where and when there is a hearing in which they are parties to a hearing or named as witnesses.

18. SCORING

- 18.1 One race is required to be completed to constitute a regatta.
- 18.2 If there are 5 or fewer races, no scores will be excluded. If there are 6 or more races, a competitor's worse score will be excluded. This changes RRS A2.1.
- 18.3 Rule A5.3 will apply (see 14.2, above, as well).

19. SAFETY

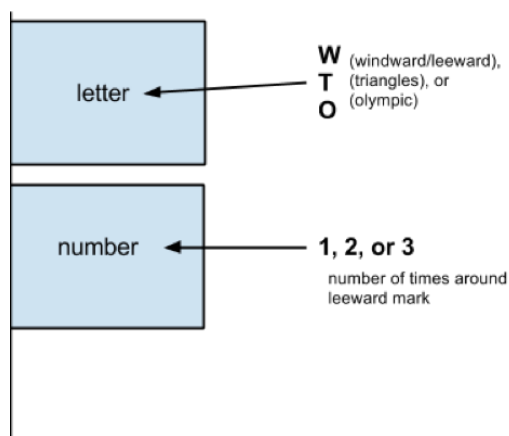
- 19.1 All competitors are required to wear PFDs or buoyancy aids while racing.
- 19.2 Competitors leaving the race area must notify the RC (verbally or via VHF)

20. TROPHIES

- 20.1 Trophies will be awarded Sunday afternoon with the depth based on the number of registrants in each class registered before the end of the discounted early registration period.
- 20.2 The Norman C. Schaller Memorial Trophy will be conferred to the skipper with the fewest points in the largest fleet among fleets of 10 or more boats.

ATTACHMENT: COURSES and MARKS

TWO FLAGS, ONE OVER THE OTHER, (ON THE SIGNAL BOAT) INDICATE THE COURSE



The W, L, and J marks will be orange cylinders. The start pin will be a white cylinder with a red flag on top. The finish pin will be a white cylinder with a blue flag on top.

Leave all marks to port. The L (leeward) mark may be a gate, i.e. two marks 7 or 8 boat lengths apart.

W – Marks: W (windward) and L (leeward)

Start, go around the two marks, repeat if necessary until you've passed the leeward mark the required number of times, finish.

T – Marks: W (windward), J (jibe), and L (leeward)

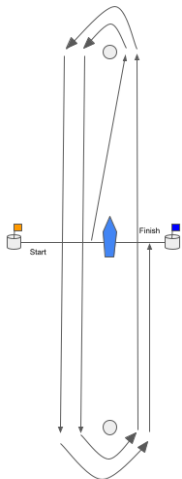
Start, go around the three marks, repeat if necessary until you've passed the leeward mark the required number of times, finish.

O – Marks: 1 triangle (W, J, and L) followed by windward/leeward lap(s) (W and L)

Start, go around the W, J, and L marks (1 triangle), go around the W & L marks, repeat if necessary until you've passed the leeward mark the required number of times, finish. (Examples: O/2 = 1 triangle + 1 w/l = 2 times past L mark, O/3 = 1 triangle + 2 w/l = 3 times past L mark)

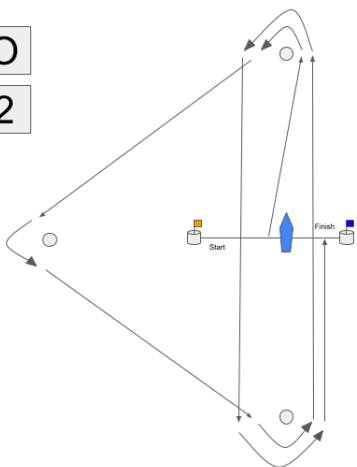
W

2



O

2



T

2

