

LLSC Halloween Open Regatta October 21-23, 2022



SAILING INSTRUCTIONS

(Version 08-22-2021)

Organizing Authority (OA):

Lake Lanier Sailing Club www.LLSC.com

6206 Commodore Drive Flowery Branch, GA 30542

The notation '[NP]' in a rule of the sailing instructions (SIs) means that a boat may not protest another boat for breaking that rule. This changes RRS 60.1(a).

1 RULES

1.1 The event is governed by the rules as defined in *The Racing Rules of Sailing* and the NOR for this event.

2 CHANGES TO SAILING INSTRUCTIONS

2.1 Any change to the sailing instructions will be posted before 0900 on the day it will take effect, except that any change to the schedule of races will be posted by 2000 on the day before it will take effect.

2.2 Changes to a sailing instruction may be made on the water by hail via VHF on the PHRF course and by voice on the Portsmouth/ Dinghy course from the Signal Boat under code flag "L" in accordance with RRS 90.2 (c). Changes shall be made before the warning signal.

3 COMMUNICATIONS WITH COMPETITORS

3.1 See NOR 3.

4 SIGNALS MADE ASHORE

5.1 Signals made ashore will be displayed at the LLSC RC barge and as a courtesy at the LLSC Flagpole.

5.2 When flag AP is displayed ashore, '1 minute' is replaced with 'not less than 45 minutes' in Race Signals AP.

6 SCHEDULE OF RACES

6.1 See NOR 6.1 for complete schedule including social activities.

Friday October 22	0930 RC Boat Registration 1000 RC Boat 1 st warning
Saturday October 23	0930 Competitor Meeting 1055 1 st Warning

Sunday October 24	1025 1 st Warning 1400 No warning after this time
-------------------	---

7 CLASS FLAGS






7.1 There will be 3 different circles.

Circle 1: Keelboat-PHRF/OD,

Circle 2: Portsmouth/One Design Dinghy, Juniors

Circle 3: Opti Green Fleet

7.2 Circle 1 - Keelboat/ PHRF course Classes

Class	Description	LLPHRF Rating	Start Order	Flag
Fleet 1	Low PHRF	< 100	Displayed on Barge	
Fleet 2	High PHRF	>102	Displayed on Barge	
Fleet 3	Catalina 22	270	Displayed on Barge	
Fleet 4	J24	171	Displayed on Barge	
Fleet 5	PHRF Non-Spin	Any	Displayed on Barge	

7.3 Circle 2 - Portsmouth/ Dinghy Course, Juniors

Class	Start Order	Flag
Multihull Portsmouth	Displayed on Barge	A-Cat
Portsmouth	Displayed on Barge	Yellow
Opti (Red and White)	Displayed on Barge	Opti Flag
MC	Displayed on Barge	MC Flag
Jr. C-420	Displayed on Barge	C-420 Flag

7.4 Circle 3 - Opti Green Fleet

Class	Start Order	Flag
Optimist Green	1	Green Flag

7.5 The RC may combine or split Fleet starts at its discretion. Any changes will be indicated on the course board and communicated via VHF radio or hailed to competitors with the L flag raised.

8 RACING AREA

8.1 The racing area will be in Lake Lanier waters to the south and west of LLSC. Approximate start locations for each course will be indicated at the Competitor meetings. See NOR Attachment 1.

9 COURSES

9.1 Circle 1 Keelboat-PHRF/OD will sail courses using a combination of Corps of Engineers permanent marks, LARC permanent marks, tetrahedrons and the LLSC Flagpole.

The course for each Class will be written on the board on the back of the RC barge.

9.2 Circle 2 Courses are shown in SI Appendix B.

The RC will write the course to be sailed on the whiteboard on the back of the Signal Boat.

10 MARKS

10.1 Mark(s) on Circle 1 (Keelboat) courses will be a combination of Corps of Engineers permanent marks, LARC permanent marks, tetrahedrons and the LLSC Flagpole except temporary marks will be a green tetrahedron. The starting mark will either be a LARC permanent mark or an orange tetrahedron.

10.2 A temporary mark may be placed in the vicinity of a Corps of Engineers or LARC permanent mark if the mark is missing or the water is too shallow at the mark. It will be designated as Mark letter or number – T.

10.3 Marks on Circle 2 (Dinghy) courses will be yellow tetrahedron for long distance course weather mark and orange tetrahedron for shorter distance course. The start mark will be a red or yellow ball. The leeward marks will be green tetrahedrons.

10.4 Marks on Circle 3 (Juniors) course will be round "hippity hop" balls.

11 OBSTRUCTIONS

11.1 The boundaries of the Dinghy and Junior Courses are designated obstruction(s).

12 THE START

12.1 Races will be started using RRS 26 with the warning signal made 5 minutes before the starting signal.

12.2 Left blank

12.3 The starting line is between a halyard or staff displaying an orange flag on the port side of the Signal Boat at the starboard end and the course side of the port-end starting mark. In case of wind direction, shallow waters or obstructions, the RC may use the opposite side.

12.4 Boats whose warning signal has not been made shall avoid the starting area during the starting sequence for other races.

12.5 If any part of a boat's hull is on the course side of the starting line at her starting signal and she is identified, the race committee will attempt to hail her sail number. Failure to hail her number, failure of her to hear such a hail, or the order in which boats are hailed will not be grounds for a redress for request. This changes RRS 62.1(a).

12.6 A boat that does not start on Circles 1 and 2 within 4 minutes after her starting signal will be scored Did Not Start without a hearing. This changes RRS A5.1 and A5.2.

13 CHANGE OF THE NEXT LEG OF THE COURSE

13.1 On circles 2 and 3, the RC may adjust the original mark of the next leg up to plus or minus 25 degrees to accommodate wind shifts with no mark change signals or sounds required. This changes RRS 33.

13.2 On circle 1, in the interest of finishing a race in a timely manner in light or dying winds, the race committee may change the next leg(s) of the course by using one or both of the following methods [This changes RRS 33]:

- a. Place a rescue boat at a rounding mark or gate mark, prior to the first boat reaching it, with a "C" flag making repetitive sounds and a course board with the new Mark/ Course designation.
- b. In the absence of a rescue boat, the signal boat shall make a VHF radio hail to competitors informing the competitors of any course changes.

14 THE FINISH

14.1 The finishing line is between a halyard or staff displaying a blue flag on the starboard side of the Signal Boat and a mark starboard of that except in the case of a finish between the LLSC Flagpole and F mark, the blue flag will be on the port side of the finish line and the finishing mark F will be on the starboard side. In case of wind direction, shallow waters or obstructions, the RC may use the opposite side.

14.2 In the interest of starting another race in a timely fashion on multiple-race days, the Race Committee may assign a finish position to the last finisher(s) in a one design division provided that the position(s) can be determined in a reasonable manner.

15 PENALTY SYSTEM

15.1 See NOR 10.

16 TIME LIMITS [AND TARGET TIMES]

16.1 The Mark 1 Time Limit, Race Time Limit (see RRS 35), and the Finishing Window for the Keelboat-PHRF/OD (not Magnum Division) and Dinghy circles are shown in the table below. See 16.5 for Magnum Division. This changes the second paragraph of NOR 1.2.

Mark 1 Time Limit	Race Time Limit	Finishing Window for boats after the 2 nd boat finishes
45 minutes	2 hours	30 minutes

16.2 If no boat has passed the first mark within the Mark 1 Time Limit, the race will be abandoned.

16.3 If no boat has finished within the Race Time Limit, the race will be abandoned.

16.4 The **Finishing Window is the time for boats to finish after the second boat starts, sails the course and finishes.** Boats failing to finish within the Finishing Window, and not subsequently retiring, penalized or given redress, will be scored TLE [See NOR 11.4] by the Race Committee at the time the Finishing Window has expired. This changes RRS 35, A5.1, A5.2 and A10.

17 HEARING REQUESTS

17.1 A boat intending to protest shall notify the Race Committee of its intention and the identity of the protested boat(s) as soon as possible after finishing. This changes RRS 61.

17.2 The protest time limit is 60 minutes after the Signal Boat for that boat's course has docked. The docking time and end of protest time will be posted on the official notice board.

17.3 Hearing request forms are available from the race office at the LLSC pavilion.

17.4 Notices will be posted no later than 30 minutes after the protest time limit has expired to inform competitors of hearings in which they are parties or named as witnesses. Hearings will be held in the protest room, located at the Waterfront Director's office beginning at the time posted.

18 SCORING

18.1 See NOR 11

19 SAFETY REGULATIONS

19.1 [NP] [DP] Boats shall comply with local law enforcement safety requirements and respective class rules.

19.2 [NP] [DP] A boat that retires from a race shall notify the race committee at the first reasonable opportunity.

20 REPLACEMENT OF CREW OR EQUIPMENT

20.1 No limitations for this regatta.

21 EQUIPMENT AND MEASUREMENT CHECKS

21.1 A boat or equipment may be inspected at any time for compliance with the class rules, notice of race and sailing instructions.

22 SUPPLIED BOATS

22.1 See NOR 13.

23 OFFICIAL VESSELS

23.1 Official vessels will be identified as follows:

Course	PHRF	Portsmouth/ Dinghy
Signal Boat	LLSC RC Barge I	LLSC RC Barge II
Mark Boats	LLSC Rescue Boats	LLSC Rescue Boats

24 [DP] SUPPORT TEAMS

24.1 See NOR 12.

25 TRASH DISPOSAL

25.1 [DP] No trash shall be discharged into Lake Lanier. Trash shall be kept on the boat and disposed of properly onshore.

26 PRIZES

26.1 See NOR 15. **27**

RISK STATEMENT

27.1 See NOR 14.

SI APPENDIX A

BOATS SUPPLIED BY THE ORGANIZING AUTHORITY

A1 BOATS

A1.1 Boats will be supplied for all competitors, who shall not modify them or cause them to be modified in any way except that

- (a) a compass may be tied or taped to the hull or spars;
- (b) wind indicators, including yarn or thread, may be tied or taped anywhere on the boat;
- (c) hulls, centreboards and rudders may be cleaned, but only with water;
- (d) adhesive tape may be used anywhere above the water line; and
- (e) all fittings or equipment designed to be adjusted may be adjusted, provided that the class rules are complied with.

A1.2 All equipment supplied with the boat for sailing purposes shall be in the boat while afloat.


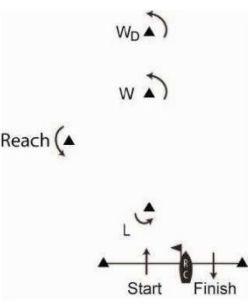
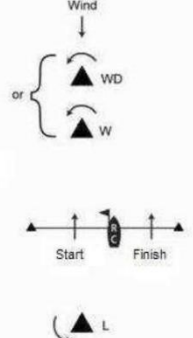
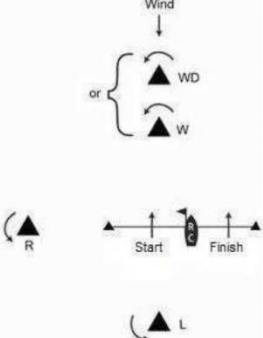
A1.3 The penalty for not complying with one of the above instructions is disqualification from all races sailed in which the instruction was broken.

A1.4 Competitors shall report any damage or loss of equipment, however slight, to the organizing authority's representative immediately after securing the boat ashore. The penalty for breaking this instruction, unless the protest committee is satisfied that the competitor made a determined effort to comply, is disqualification from the race most recently sailed.

A1.5 Class rules requiring competitors to be members of the class association do not apply.

SI Appendix B

TABLE 1

COURSE "WL"	COURSE "WRL"	COURSE "MWL"	COURSE "OLY"
			
<p>A number following the course designation indicates the number of "laps" in the course. On the final leg, Approaching the finish line, the leeward mark does not need to be rounded.</p>	<p>A number following the course designation indicates the number of "laps" in the course. On the final leg, approaching the finish line, the leeward mark does not need to be rounded.</p>	<p>A number following the course designation indicates the number of "laps" in the course. The Start/Finish area is a "closed gate" when sailing from L to W or WD.</p>	<p>This course has a single configuration. The Start/Finish area is a "closed gate" when sailing from L to W or WD.</p>
<p>Examples: (no WD) WL1 - Start-W-Finish WL2 - Start-W-L-W-Finish WL3 - Start-W-L-W-L-W-Finish</p>	<p>Examples: (no WD) WRL1 - Start-W-R-Finish WRL2 - Start-W-R-L-W-R-Finish</p>	<p>Examples: (no WD) MWL1 - Start-W-L-Finish MWL2 - Start-W-L-W-L-Finish MWL3 - Start-W-L-W-L-W-L-Finish</p>	<p>Example: (no WD) OLY - Start-W-R-L-W-L-Finish</p>