



LCYC SAILING INSTRUCTIONS CLUB SERIES 2023 – 2024

1 RULES

The regatta will be governed by the rules as defined in *The Racing Rules of Sailing* (RRS) 2021 – 2024.

2 NOTICES TO COMPETITORS

Notices to competitors will be posted on the official notice window located on the left side of the LCYC clubhouse door or through Regatta Network.

3 SIGNALS MADE ASHORE

Signals made ashore will be displayed from the “Super Dock”. If a postponement is signaled ashore, the warning signal will be made not less than thirty (30) minutes after flag AP is lowered.

4 SCHEDULE

Races will be sailed as described in the Notice of Race for the race, regatta, or series.

5 CLASS FLAG

Each class will be assigned a flag with a class icon or a pennant number as its class flag at the Competitor Skipper’s Meeting.

6 RACING AREA

The racing area will be in the main basin of Canyon Lake.

7 COURSES

The possible courses are diagrammed in the Appendix. The actual course for each race will be indicated on the white Course Board situated on the stern of the Race Committee (RC) boat. The following diagram shows an example of the white board information; the compass heading, the class order, the assigned course for each class and the total nautical distance. Please refer to the Notice of Race for course layouts and details.

Example of Course White Board:

180°		
J-22	PHRF"A"	PHRF-SPIN
W2	T2	4
1.8NM	2.4NM	2.4NM

Prior to the start of the 1st race, all competitors must check-in on starboard tack with RC, stating sail number & last name, as registered in Regatta Network. The Race Committee will acknowledge skipper's check-in once confirmation with registration is made, (sail numbers must match registration, unless RC is notified prior to start of races for that day). Appendix listed at the end of this document contains sketches of course types to be sailed.

8 STARTING AND FINISHING LINES [STARTING SYSTEM]

The starting and finishing lines will be between the RC boat and a red or yellow pin. A boat starting later than five (5) minutes after her starting signal will be scored DID NOT START (DNS). This Sailing Instruction changes RRS A5.2. The Sound Signal Starting System in Rule 26 of the racing rules will be used.

With **COURSE W (ONLY)**, after starting the first leg of the course, a boat shall not cross the start/finish line until she has completed the last leg of the course. A boat that breaks this rule may correct her error by reversing course across the line and sailing outside one end of the line to the next mark. A boat that violates this rule will be disqualified without redress. This changes rule 28.1.

9 TIME LIMIT

If the first boat does not reach the first mark in one (1) hour, the race shall be abandoned. If the first boat in each fleet/class does not finish within two (2) hours, the race shall be abandoned for that class. Boats finishing more than one (1) hour after the first boat has finished in each class, will be scored TIME LIMIT EXPIRED (TLE).

10 PROTESTS

Protest forms are available online (rules/ussailing.org) or at the Clubhouse. Protest shall be delivered there within the protest time limit. The protest time limit is one (1) hour after the sound signal is given at the time of the Race Committee boat's return to the dock. The Sailing Instruction changes RRS 61.3.

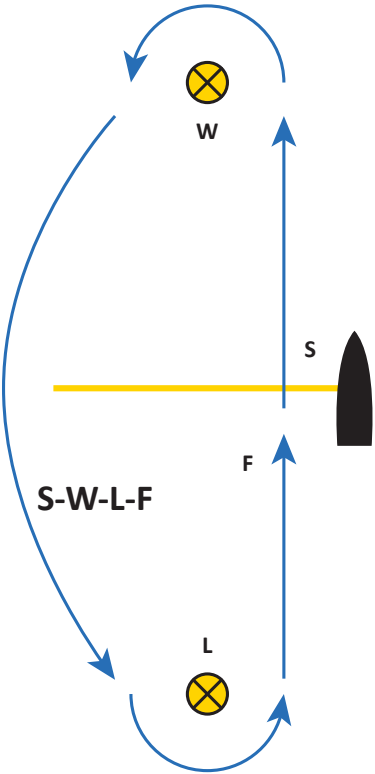
11 SCORING

The Low Point scoring system of the RRS 2021 – 2024 Appendix A will apply. Rule A5.3 will be applied.

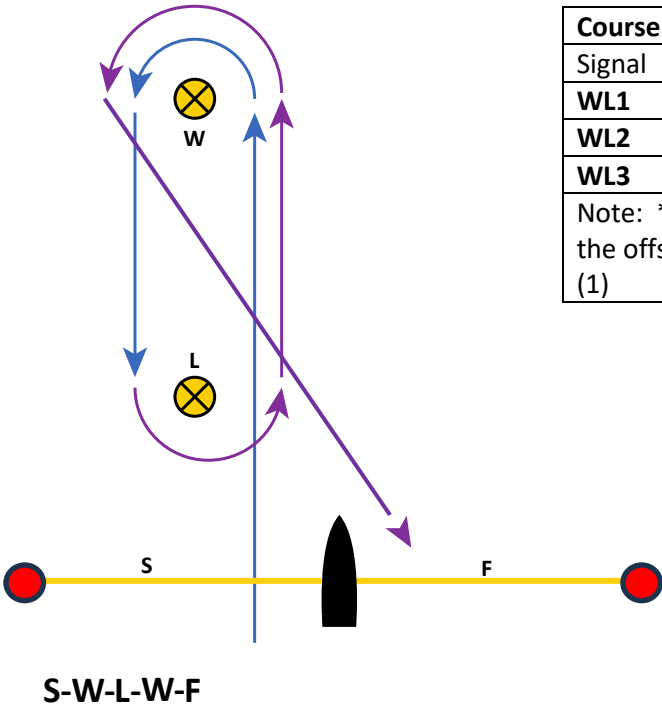
12 PHRF EQUIPMENT

Any boat racing under the PHRF Handicap system must comply with PHRF requirements. If a boat desires to compete in the PHRF classes, she must either have the necessary equipment, or make declaration of deviations from the required equipment. Equipment deviations from PHRF requirements may result in changes to the PHRF Handicap rating assigned to that boat. Failure to declare a deviation from PHRF requirements shall, when discovered, result in being scored DISQUALIFIED NOT DISCARDABLE (DND) for the race, with the race counting toward the standings of the race, regatta, or series in accordance with RRS 2, Fair Sailing.

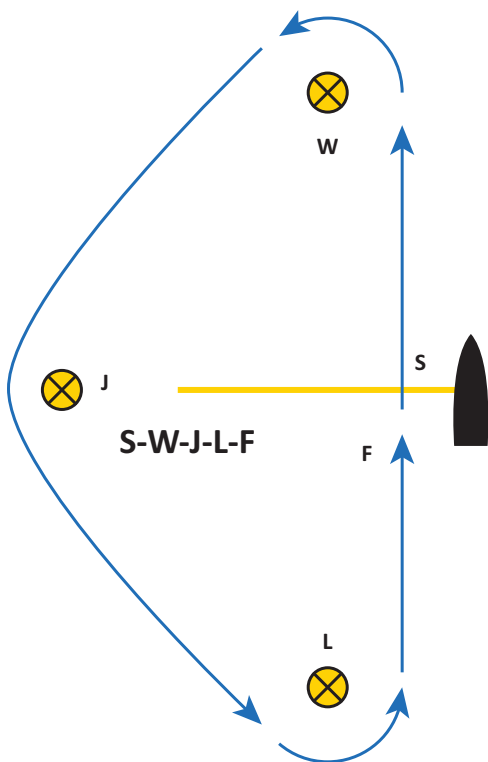
Appendix:



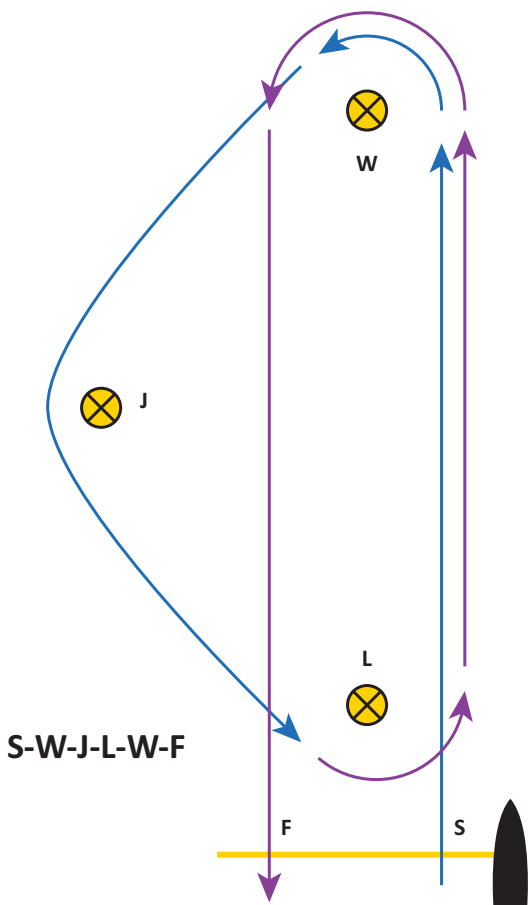
Course W – Windward / Leeward, Windward Finish	
Signal	Mark Rounding Order
W1	Start – W – L – Finish
W2	Start – W – L – W – L – Finish
W3	Start – W – L – W – L – W – L – Finish



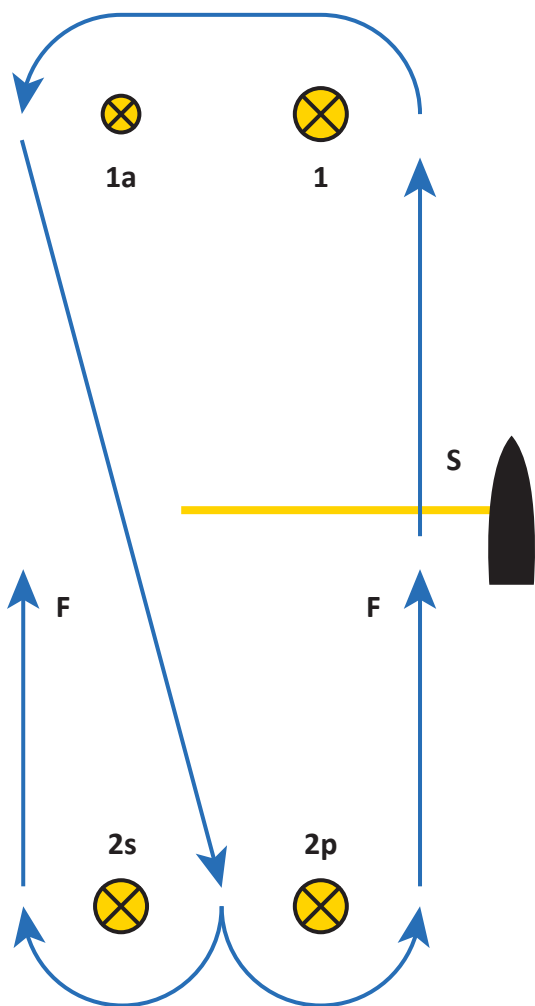
Course WL – Windward, Leeward Finish	
Signal	Mark Rounding Order
WL1	Start – W* – Finish
WL2	Start – W* – L – W – Finish
WL3	Start – W* – L – W – L – W – Finish
Note: * - If an offset mark (1a) is present, sailors will leave the offset mark to Port after rounding the Windward Mark (1)	



Course T – Triangle, Windward Finish	
Signal	Mark Rounding Order
T	Start – W – J – L – Finish
T2	Start – W – J – L – W – J – L – Finish
T2	Start – W – J – L – W – J – L – W – J – L – Finish



Course TL – Triangle, Leeward Finish	
Signal	Mark Rounding Order
TL	Start – W* – J – L – W – Finish
TL2	Start – W* – J – L – W – L – W – Finish
Note: * - If an offset mark (1a) is present, sailors will leave the offset mark to Port after rounding the Windward Mark (1)	



Course A – Windward / Leeward Gate, Windward Finish

Signal	Mark Rounding Order
--------	---------------------

A	Start – 1* – 2s / 2p – Finish
---	--

A2	Start – 1* – 2s / 2p – 1* – 2s / 2p – Finish
----	--

Note: * - If an offset mark (1a) is present, sailors will leave the offset mark to Port after rounding the Windward Mark (1)