

# Attachment A

## Marks and Courses

### MARKS

1. The starting mark will be an orange tetrahedron.
2. The windward mark and leeward mark (or leeward gate marks) will be yellow tetrahedrons.
3. The optional offset mark, "O", will be a green cylinder.
4. The finishing mark will be a yellow cylinder.
5. The optional mark in Sailing Instruction 10.3 may be any shape or color


### COURSES

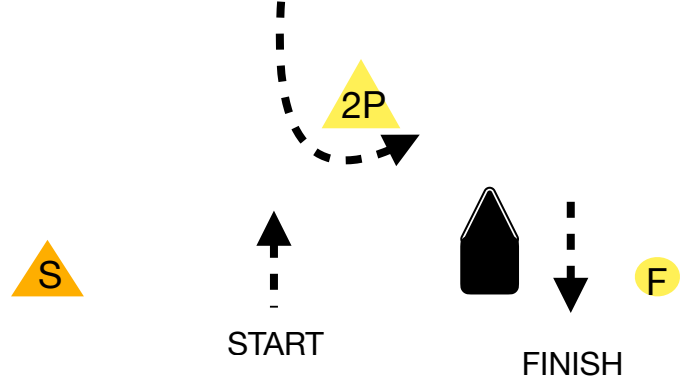
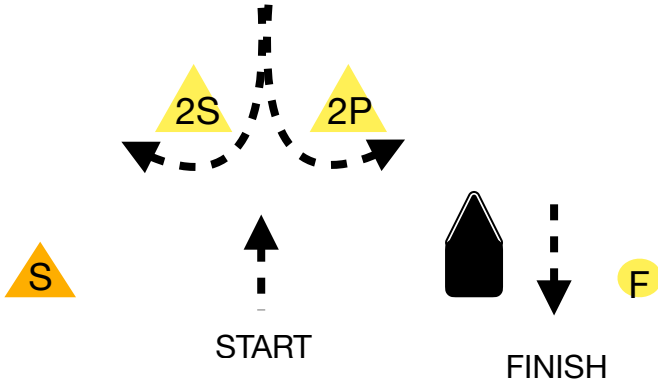
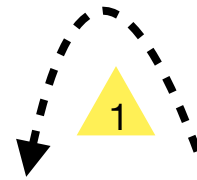
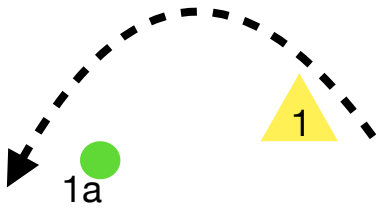
1. All courses will be windward/leeward and will use a course designation that indicates the number of legs. A leg is defined as any of the following:
  - 1.1. the distance between the starting line and the windward mark,
  - 1.2. the distance between the windward mark and the leeward mark (or leeward gate) or the leeward mark (or leeward gate) and the windward mark, or
  - 1.3. the distance between the last mark of the course and the finishing line.
  - 1.4. If the optional windward offset mark described in A 2.2 is use, the distance between the windward mark and the windward offset mark is not a separate leg. Examples of course designations are as follows
2. A windward/leeward course has two legs: its course designation is "2."
3. A windward/leeward/windward/leeward course has four legs: its course designation is "4."
4. All courses may utilize an optional windward offset mark, which will be shown on the course board as "O" after the course designation. If a course uses a windward offset mark, there will be two windward marks. Boats must pass both marks by leaving them to port.
5. All courses may utilize an optional leeward gate, which will be shown on the course board as "G" after the course designation. If a course uses a leeward gate, there will be two leeward marks comprising the gate. Each boat must pass between the two leeward gate marks (through the gate) from the direction of the previous mark and round either of the gate marks.
6. The starting mark, windward mark, optional windward offset mark, and finishing mark shall be left to port.

The approximate magnetic bearing will be indicated on the course boards as shown below: See example



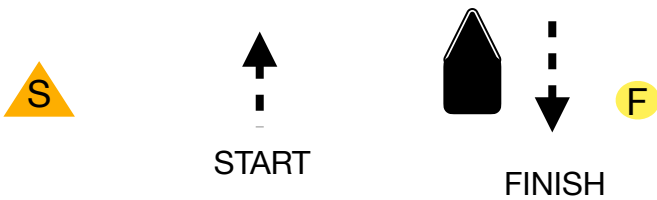

Course Designations will indicate Number of legs (not laps) on left side as well as Offset (looks like a lower case o) or Gate (not to be confused with 6), if used, on the right side of the sign.





**4OG,** START-1-1a-2P/2S-1-1a-FINISH

**COURSE 4,** START-1-2P-1-FINISH



**COURSE 20,** START-1-1a-FINISH

**COURSE EXAMPLES**

Number is number of legs,  
 "O" indicates offset at windward mark  
 "G" indicates leeward gate