

**FOIL IN THE RIVER V**  
**April 5– April 7, 2024**  
***The Rudder Club of Jacksonville***  
**8533 Malaga Avenue Jacksonville, FL 32244, USA**

## **SAILING INSTRUCTIONS**

**1 NOTICES TO COMPETITORS** Official notices to competitors will be posted on the notice board located on the north exterior wall of the Rudder Club. Notices may in addition be published on the event web site at  
<https://www.regattanetwork.com/event/27594>

### **2 CHANGES IN THE SAILING INSTRUCTIONS**

- 2.1 Any change in the Sailing Instructions will be posted on the Official Bulletin Board on the Rudder Club north wall 90 minutes before the scheduled warning signal for the first race on the day it will take effect and may in addition be published on the Event Web Site at  
<https://www.regattanetwork.com/event/27594>
- 2.2 Any change to the schedule of races will be posted by 2000 on the day before it will take effect. Oral changes may be made on the water and will be communicated to each boat prior to her warning signal.

### **3 SIGNALS MADE ASHORE**

- 3.1 Signals made ashore will be displayed from the flag pole located on the north side of the Rudder Club.
- 3.2 When AP is displayed ashore “1 minute” is replaced with “not less than 45 minutes” in the race signal AP.

### **4 SCHEDULE OF RACES**

- 4.1 As many races will be scheduled as possible
- 4.2 Class divisions shall be posted on the Official Bulletin Board.

### **5 CLASS FLAGS** Class flags will be

- 5.1 IQ 9.0 Numeral 1 pennant
- 5.2 Open Windfoil Numeral 2 pennant
- 5.3 Other classes Numeral 4 pennant.

### **6 THE COURSE**

- 6.1 The diagrams in Appendix A show the courses.
- 6.2 No later than the warning signal, the race committee signal vessel will display the course.
- 6.3 Courses will not be shortened. This changes rule 32.
- 6.4 Legs of the courses will not be changed. This changes rule 33.
- 6.4 A 10- degree mark adjustment during a race is allowed without any change signal or mark change. This changes rule 33.

### **6.5 WINDSPEEDS**

- 6.5.1 Sprint Slalom can proceed between 5 and 15 knots.
- 6.5.2. The minimum required for either LE/LS or SS4/PS4 to start a race is 5 knots.
- 6.5.4. After a race has started if the windspeed increases above 15 knots on SS4/PS4 but the Race Committee deems racing is still fair, the race may not be abandoned.

### **7 MARKS**

- 7.1 Course LE/LS = Mark 1 and 5 will be yellow cylinders. Marks 2, 4S, and 4P will be orange cylinders.
- 7.2 Course SS4/PS4 = Mark 1 with Protector (P) will be yellow cylinders, Marks 2,3,4 will be orange cylinders.

### **8 START**

- 8.1 Races will be started using RRS26.
- 8.2 The Starting Line will be a line between an orange flag flown on the Race Committee/Signal Boat and an orange flag on a Pin Buoy.
- 8.3 Boats whose warning signal has not been made shall avoid the starting area during the starting sequence of other classes.
- 8.4 When an Individual Recall is signaled, the RC will attempt to hail the boats that are OCS. The

timing and order, or omissions, of such hails or the failure of a boat to hear a hail will not be considered an improper action or omission of the RC under RRS 62.1

8.5 On courses LE/LS A boat starting 3 minutes after her starting signal will be scored DNS w/out of hearing. This changes rule A5.1

8.6 On courses SS4/PS4 a boat starting 1 minute after her starting signal will be scored DNS w/out a hearing. This changes rule A5.1

**9 CHANGES TO COURSE AFTER START** If either gate mark on course LE/LS 4s or 4p is missing, boats shall round the remaining gate mark to Starboard.

**10 THE FINISH** The Finish Line will be between a solid blue flag flown on the Race Committee/Signal Boat and Blue Flag on a PIN Buoy.

### **11 TIME LIMIT**

11.1 The time limit for the first boat on the LE/LS courses to sail the course and finish is 30 minutes.

11.2 Boats failing to finish w/in 10 minutes after the first boat sails the LE/LS course and finished will be scored TLE w/out a hearing and will receive 2 more points than the number of finishers. This changes RRS 35,63.1, A4 and A5.1

11.3 The time limit for the first boat on the SS4/PS4 courses to sail the course and finish is 5 minutes.

11.4 Boats failing to finish w/in 2 minutes after the first boat sails the SS4/SP4 course and finished will be scored TLE w/out a hearing and receive 2 more points than the number of finishers. This changes RRS 35, 63.1 and A5.1

### **12 PENALTY SYSTEM**

12.1 RRS Appendix P, Special Procedures for RRS 42, will apply as modified in these Sis.

12.2 RRS 44.1 and P2.1 are changed so that the Two-Turns Penalty is replaced by the One-Turn Penalty.

### **13 PROTESTS AND REQUESTS FOR REDRESS**

13.1 Protests shall be written on forms available at the Rudder Club. They shall be filed with the Regatta Chairman. Protest time will end 60 minutes after the last boat has finished the last race of the day. Protests will be heard in the approximate order received.

13.2 Protest notices will be posted on the Official Bulletin Board within 30 minutes following the protest time limit.

13.3 RRS Appendix T, Arbitration, is in effect.

### **14 SAFETY**

14.1 Boats shall attempt to check in with the Race Committee by sailing past the committee boat on the non-course side prior to their class Warning Signal.

14.2 Boats withdrawing from a race prior to finishing shall make every effort to ensure that Race Committee is notified.

# Appendix A

## LE & LS Course and roundings

LE 1: Start – 1P – 4S – 5P – Finish

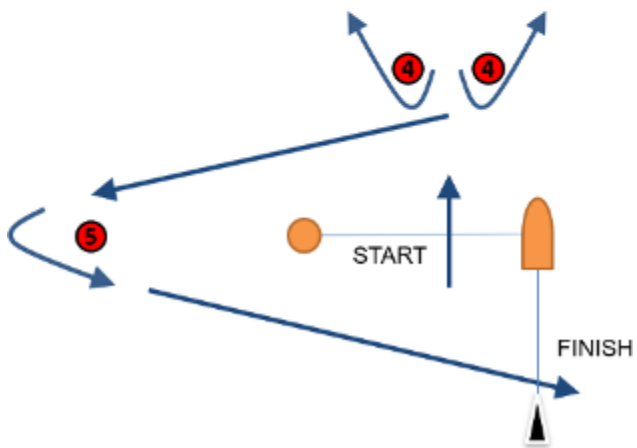
LE 2: Start – 1P – 4s/4p – 1P – 4S – 5P – Finish

LE 3: Start – 1P – 4s/4p – 1P – 4s/4p – 1p – 4S – 5P – Finish

LS 1: Start – 2P – 4S – 5P – Finish

LS 2: Start – 2P – 4s/4p – 2P – 4S – 5P – Finish

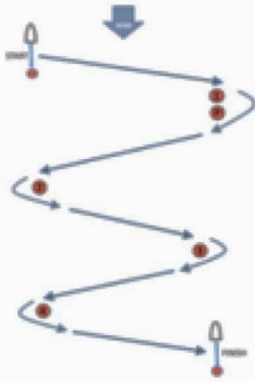
LS 3: Start – 2P – 4s/4p – 2P – 4s/4p – 2P – 4S – 5P – Finish



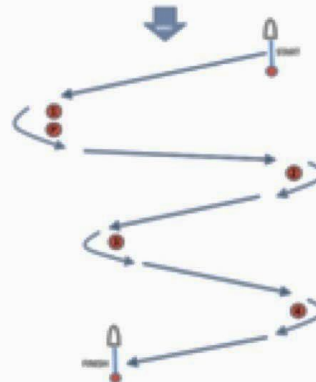
PS4 & SS4 Course

PS4 = Start – 1S - PS – 2P – 3S – 4P – Finish

SS4 = Start – 1P - PP – 2S – 3P – 4S – Finish

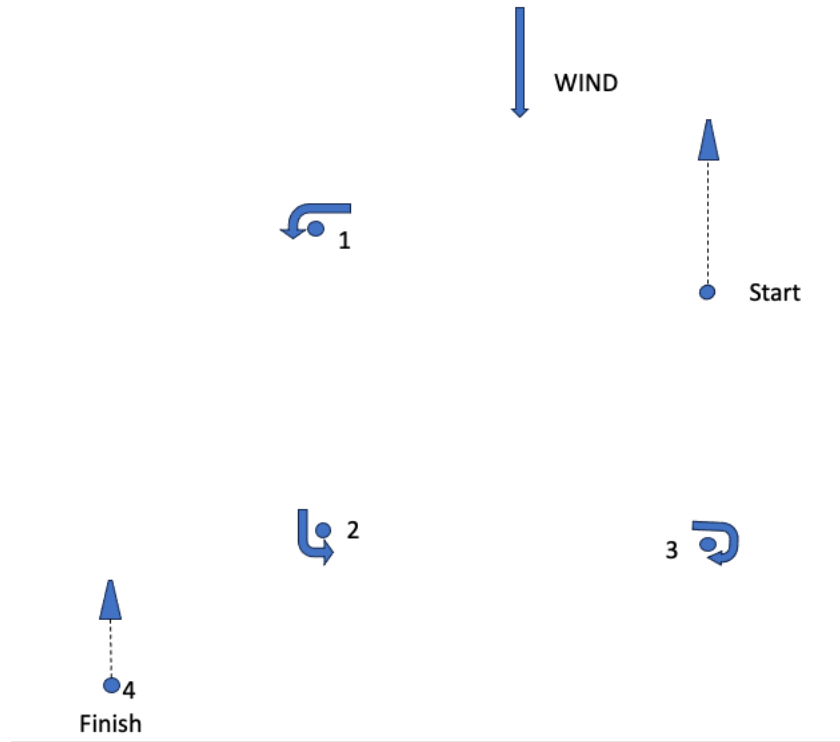


Signal	Mark rounding order
PS4	Start-1-P-2-3-4-Finish



Signal	Mark rounding order
SS4	Start-1-P-2-3-4-Finish

# Downwind Slalom



## FreeRider – Long Reach Course Port and Starboard Start Options.

