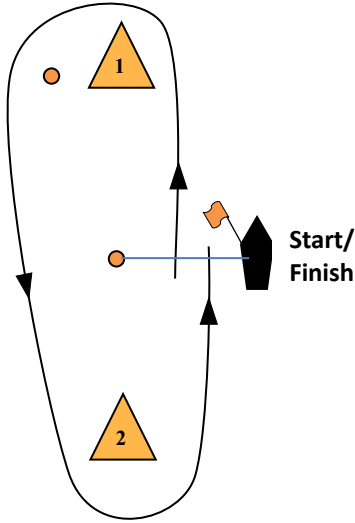




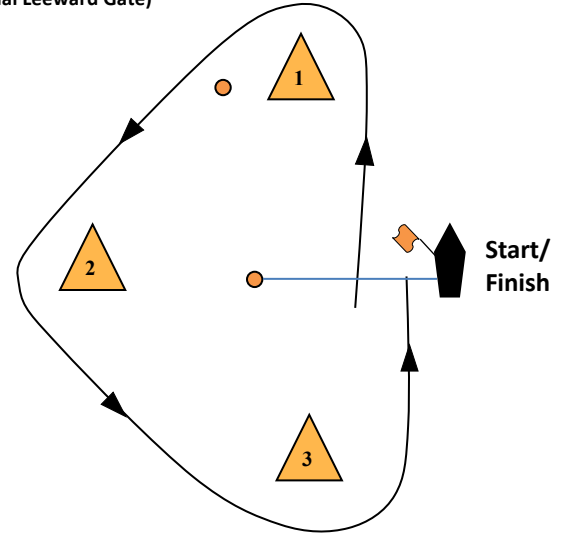
Westhampton Yacht Squadron Course Diagrams



(shown with optional Windward Offset and optional Leeward Gate)



WIND
↓

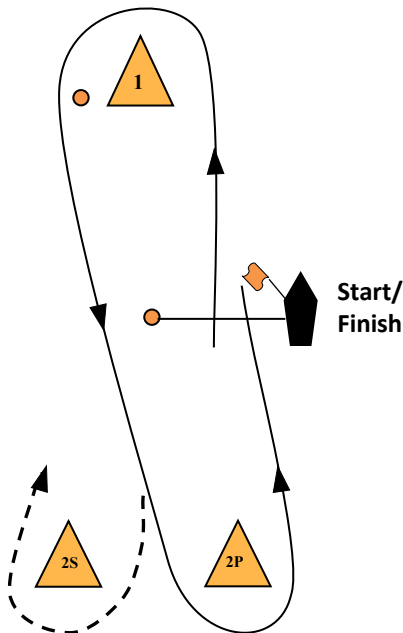


Course 2 – Windward Leeward Once Around
2 marks to be rounded
SF - 1 - 2 - SF

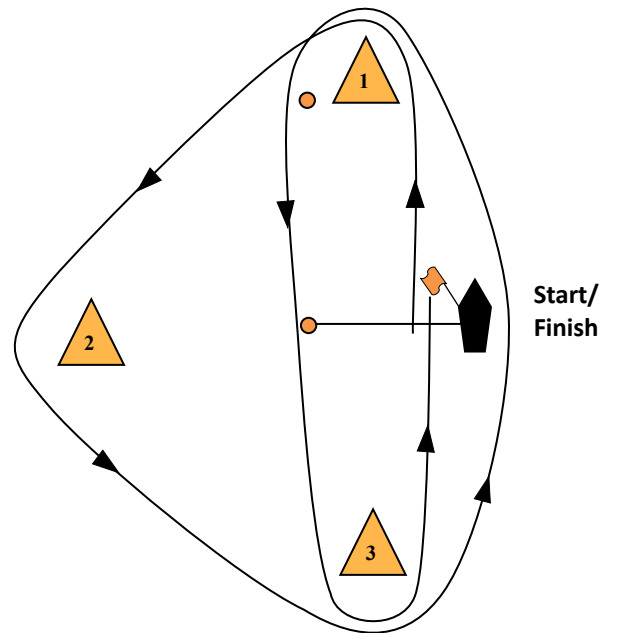
Course 4 – Windward Leeward Twice Around
4 marks to be rounded
SF - 1 - 2 - 1 - 2 - SF

Course 3 – Triangle Once Around
3 marks to be rounded
SF - 1 - 2 - 3 - SF

Course 6 – Triangle Twice Around
6 marks to be rounded
SF - 1 - 2 - 3 - 1 - 2 - 3 - SF



WIND
↓

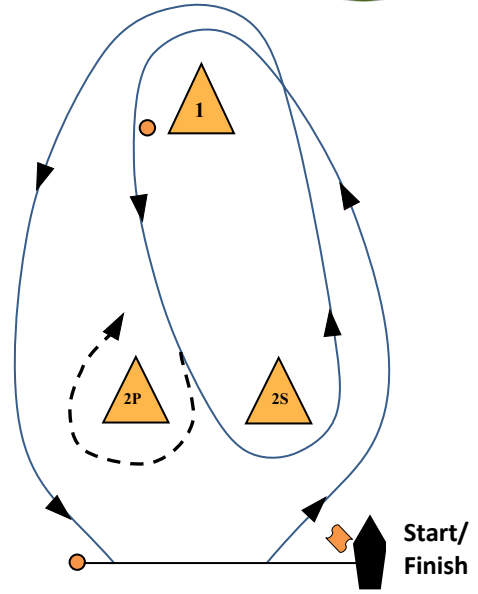
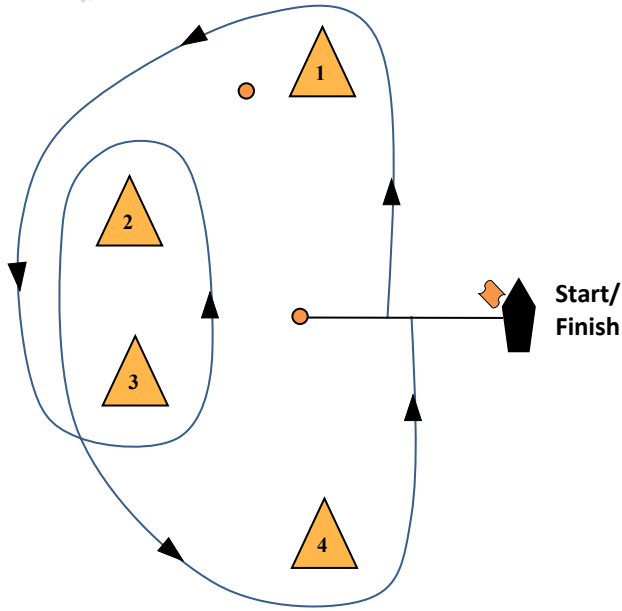


Course 2 or 4 with Leeward Gate
Boats may round either leeward gate mark, but must pass through the gate in a direction away from the windward mark.

Course 5 – Modified Olympic – Triangle WLW
5 marks to be rounded
SF - 1 - 2 - 3 - 1 - 3 - SF



Westhampton Yacht Squadron Course Diagrams

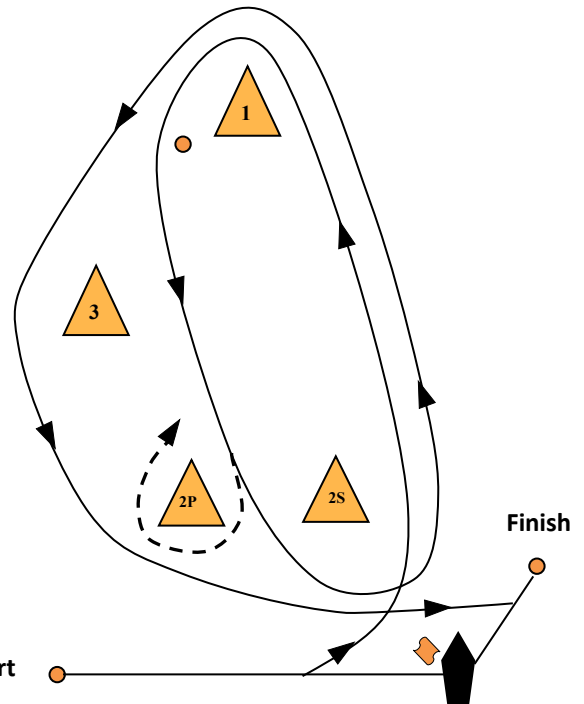
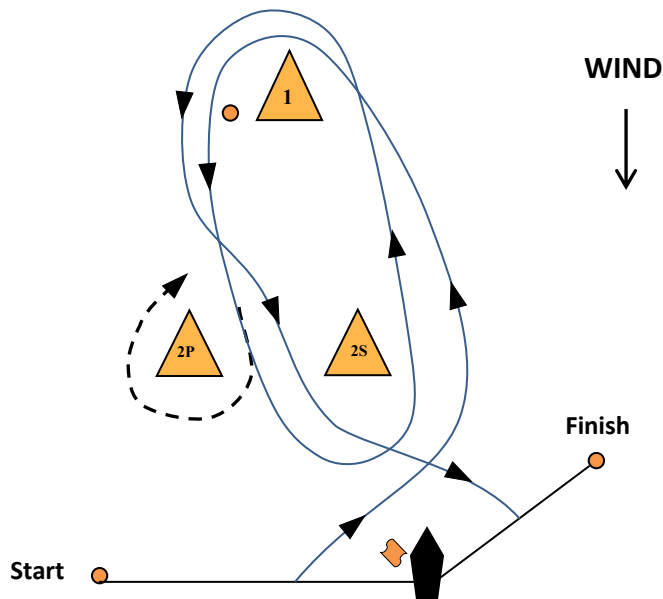


Course 4T – Trapezoid Once Around
4 marks to be rounded
SF - 1 - 2 - 3 - 4 - SF

Course 6T – Trapezoid Windward Leeward
6 marks to be rounded
SF - 1 - 2 - 3 - 2 - 3 - 4 - SF

Course 3D – Downwind Finish with Gate
3 marks to be rounded
SF - 1 - 2P/2S - 1 - SF

Course 5D – Downwind Finish with Gate Twice Around
5 marks to be rounded
SF - 1 - 2P/2S - 1 - 2P/2S - 1 - SF

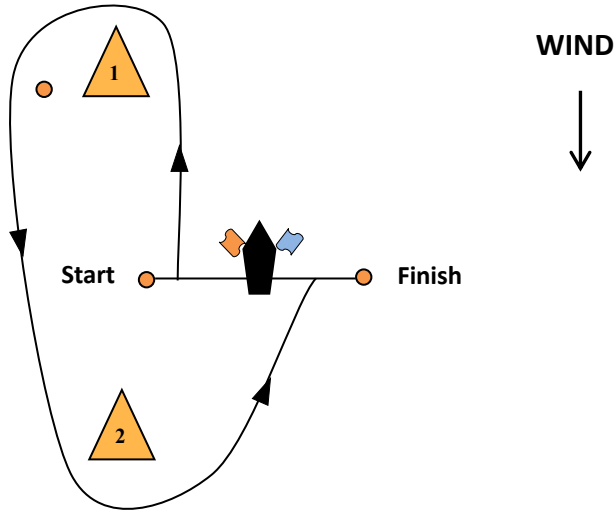


Course 4N – Niantic with Gate and Separate S/F
4 marks to be rounded
S - 1 - 2P/2S - 1 - 2S - F
2P can be ignored in the final run

Course 5N – Niantic with Gate Jibe Mark Separate S/F
5 marks to be rounded
S - 1 - 2P/2S - 1 - 3 - F
2P/2S can be ignored in the final run



Westhampton Yacht Squadron Course Diagrams



Course 2F – Windward Leeward Once Around
2 marks to be rounded - Closed Finish Line
S - 1 - 2 - F

Course 4F – Windward Leeward Twice Around
4 marks to be rounded - Closed Finish Line
S - 1 - 2 - 1 - 2 - F