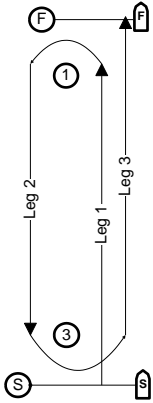


Appendix 1 Course Card

Course Card (S=start, F=finish)

Windward Leeward

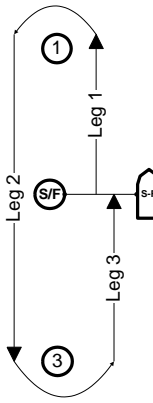


W2=S-1- F (Downwind F)

W3=S-1-3-F (Upwind F)

W4=S-1-3-1-F (Downwind F)

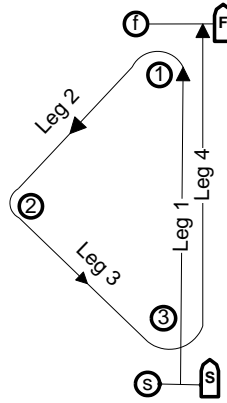
W5=S-1-3-1-3-F (Upwind F)



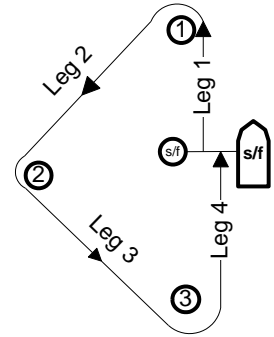
WM1=S-1-3-F

WM2=S-1-3-1-3-F

Triangle

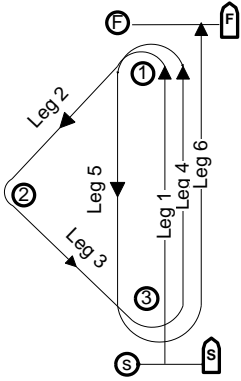


T1=S-1-2-3-F

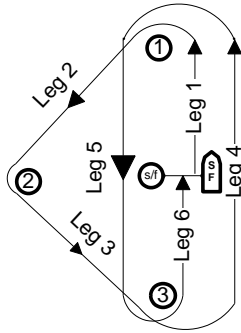


TM1=S-1-2-3-F

Olympic

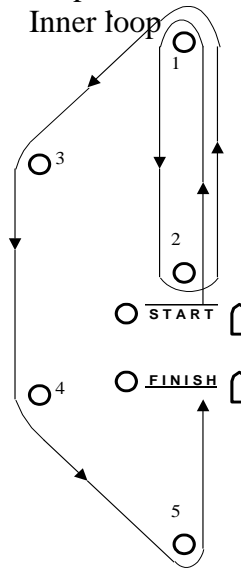


O1=S-1-2-3-1-3-F



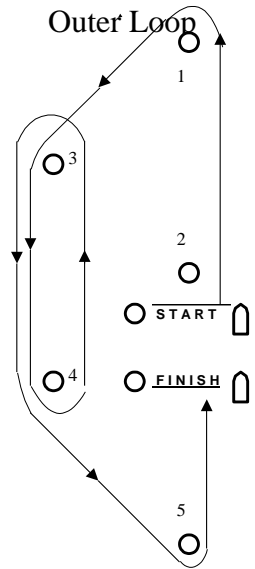
OM1=S-1-2-3-1-3-F

Trapezoid Inner loop



ZI=S-1-2-1-3-4-5-F

Outer Loop



ZO=S-1-3-4-3-4-5-F

The start/finish lines may be combined in course diagram ZI and ZO