




# Read your User Guide





## **FIRST THINGS FIRST**

- SPOT needs a clear view of the sky to obtain a GPS signal
- Orient SPOT so the logo faces toward the sky
- Keep SPOT at least 12 inches away from other GPS devices
- Install the appropriate Lithium batteries



- Follow the user's guide for your SPOT to get a GPS fix
- Supply the race committee with the link to your shared page and with your serial number located inside the battery compartment
- If you are renting a SPOT through the race committee, the vendor will provide us with the shared page and serial number for the rental unit



# You are responsible for your track

- Learn how to put your SPOT into track mode and test it out well ahead of the race.
- Assign a crew member to keep SPOT functioning and make sure your crew member understands how to keep SPOT in track mode.
- Failure to keep your SPOT in track mode may result in a penalty or disqualification.



*Have your friends  
follow the race on*

[trackleaders.com](http://trackleaders.com)

Lima

*leaders of the track*