



February 4, 2015

Hello Laser Masters Competitors,

Please find the attached competitors' information package. Which includes:

- Vehicle & Trailer Parking Map (Aerial View)
- Boat Dolly and Rigging Spot Map
- Lunch Procedure / Instructions
- Hotel/Motel Information Date Sheet (REQUIRED AT CHECK-IN)
- Sailing Instructions

SAVE CHECK-IN TIME: Know your sail number and complete the required Hotel Motel Information Data Sheet prior to getting in line.

ARRIVAL INSTRUCTIONS

Please keep all vehicles off of the east lawn at all times. Off-loading trailers is permitted along the sidewalk east of Regatta Headquarters. **PLEASED DO NOT BLOCK THE SIDEWALK WITH YOUR VEHICLE.** You will not be allowed to park here, it is only for loading and unloading. *Per local ordinance, please keep all vehicles off this grass shoulder throughout the weekend.*

When you arrive take your boat to any number boat rigging spot. These spots are NOT assigned or reserved. Positions maybe selected on a first come basis. Please **DO NOT PARK IN A LANE. MAKE SURE YOUR SPOT IS NUMBERED.** (See diagram within this document.) After properly placing your boat make sure your vehicle has been moved to a proper parking area so the next vehicle can get into position to unload. After parking proceed to check-in on the second floor of the Sailing Center (REGATTA HEADQUARTERS). Please know your SAIL NUMBER when you check-in.

Overnight parking of trailers attached to vehicles is allowed at the adjacent boat ramp. If you plan to disconnect your trailer from your vehicle it should NOT be at the boat ramp, empty trailers should be parked in the lot WEST of the Boat Ramp (LOT # 2). 30'+ multi-boat trailers may park at the boat ramp or on the USSCMC grass lot west of Regatta Headquarters (LOT #1). Passenger vehicles may park on the grass parking or there is ample parking south of the USSCMC property in Indian Riverside Park.

Four Fish Marina has graciously allowed us to use LOT #2 for our regatta, so we wish to return their generosity with our courtesy. Please keep these lots clean and keep your trailers and cars parked neatly.

We are looking forward to an exciting weekend. Thank you for supporting the 2015 Laser Masters Midwinter and Midweek Regattas.

Sincerely,
Alan Jenkinson

1955 NE INDIAN RIVER DRIVE • JENSEN BEACH, FLORIDA 34957
TEL: 772-334-8085 • FAX: 772-334-2997 • WWW.USSCMC.ORG • A 501©(3) NON PROFIT ORGANIZATION

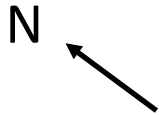
TRAILERS
LOT #2

BOAT RAMP LOT
LARGE TRAILERS
& TRAILERS WITH
VEHICLE ATTACHED

LOT #1 VEHICLES & RACE
COMMITTEE & LARGE
TRAILERS 30'

FOLLOW TO
SOUTH LOT
FOR VEHICLE
PARKING

© 2015 Google



Laser Masters 2015

Boat Rigging Spot Map

113	112	111	110	109	108
114	115	116	117	118	119

10
9
8
7
6
5
4
3
2
1

14	13	12	11
15	16	17	18

23	22	21	20	19	
24	25	26	27	28	29

← Gravel path

50	51	52	53	54	55	56	57	58	59
49	48	47	46	45	44	43	42	41	

32	33	34	35	36	37	38	39	40
						30	31	

75
74
73
72
71
70
69
68
67
66

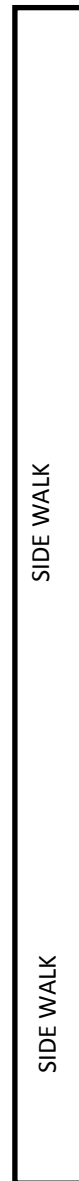
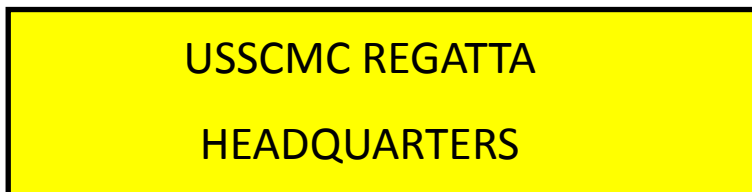
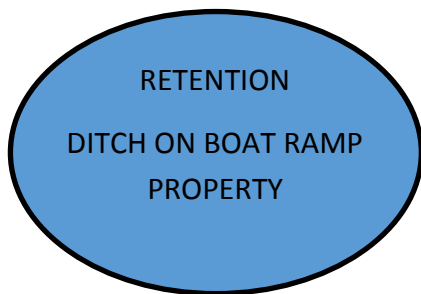

65	64
----	----

76	93
77	92
78	91
79	90
80	89
81	88
82	87
83	86
84	85

60	61	62	63
----	----	----	----

97
98
99
100
101
102
103

104	107
105	106





Food & Beverage Notes

Bagels & Coffee will be provided early morning each day before launching.

Since the fleet is so large, it is anticipated that there will **NOT** be a lunch break on the water, though this may be subject to change, the plan is to keep racing without a break. The Race Committee will have snack bars, ½ subs and drinking water available on the water for those needing nourishment. We remind you that the entire community of sailing is pushing towards being environmentally friendly, so we encourage our competitors to bring their own reusable water bottles and make every effort to keep trash from getting in the river.

The USSCMC will be providing three evening cookouts (Saturday, Sunday and Wednesday). 6PM is the targeted time for each of the meals, though we may make adjustments according to the day of sailing. It will take time to cook for such a large crowd so plan on being patient and enjoying a beverage with your friends while you wait.

Feeding such a large crowd with good food is always a challenge when you don't have a commercial kitchen. The USSCMC appreciates your support of our regattas and our volunteers will do their best to make your time here enjoyable.

Sail fast and have fun!



The USSCMC is supported by the Treasure Coast Sports Commission. The USSCMC benefits financially as a direct result of the economic impact you bring to our community. Thank you for taking the time to complete this form. One form needed per family. If hotels were booked under a team or club name please provide info.

EVENT NAME: *Laser Masters Midwinters and Laser Masters Midweek Madness
Hosted by US Sailing Center Martin County, Jensen Beach, FL*

DATE OF EVENT: *February 7-9, 2015 and February 11-12, 2015*

COMPETITOR(S) NAME(S) : _____

HOME TOWN: _____ STATE: _____

TYPE OF LODGING

- Local or w/ Friends Residence Camping Commuting from home Hotel / Motel

NAME OF HOTEL/MOTEL & CITY WHERE YOU'RE STAYING:

Hotel _____ City _____

Booked as a group/club Yes / No Group name if YES _____

CHECK-IN DATE: _____ # OF NIGHTS STAYING IN HOTEL _____
 x _____ # OF ROOMS BOOKED IN YOUR PARTY _____
 = _____ = TOTAL # OF ROOM NIGHTS

OF PARTICIPANTS IN ROOM: _____ # OF ADULTS IN ROOM: _____ # NON-COMPETITOR YOUTH: _____

TRANSPORTATION TO TREASURE COAST:

- Airline Car Rental Drive Other _____

WHILE VISITING THE TREASURE COAST CHECK THOSE YOU WILL LIKELY VISIT

- Fast Food Restaurant Boat Fuel Marina West Marine
 Restaurant Dining Mall Walmart, Target, Publix (other)
 Auto Fuel Station Local Entertainment

Other than sailing list any activities you look forward to while visiting the Treasure Coast (continue on back if needed):

PLEASE COMPLETE THIS FORM AND RETURN IT TO REGISTRATION COORDINATOR



Laser Masters Midwinters

US Sailing Center Martin County, February 7-9, 2015

SAILING INSTRUCTIONS

1. Rules

- 1.1 The regattas will be governed by the *rules* as defined in *The Racing Rules of Sailing*.
- 1.2 Competitors may switch among Standard, Radial, or 4.7 rigs, on land only. (Rig-Swapping Rule is ON.) All sails used must match the registered sail number.
- 1.3 All hails will use the last 4 digits of the sail number.
- 1.4 The organizing authority may issue colored bands to be applied to the mast.
- 1.5 **Regatta Format:**
 - 1.5.1 There will be two starting divisions for each race.
 - 1.5.2 Each competitor will be assigned to 1 of 4 fleets and will remain in that fleet for the entire series.
 - 1.5.3 A list of fleet assignments and the ribbon colors assigned will be posted on the notice board prior to the competitors meeting on Saturday.
 - 1.5.4 The list of fleet rotations to the starting divisions of each race will be posted on the notice board and a copy will be distributed to all competitors.

2. Notices To Competitors

Notices to competitors will be posted on the Official Notice Board located in the breezeway at Regatta Headquarters.

3. Changes To Sailing Instructions

Any change to the sailing instructions will be posted before 0900 on the day it will take effect, except that any change in the schedule of races will be posted before 1900 on the day before it will take effect.

4. Signals Made Ashore

- 4.1 Signals made ashore will be displayed from a pole on the end of the Center dock.
- 4.2 When Flag AP is displayed ashore, '1 minute' is replaced with 'not less than 45 minutes' in Race Signal AP.

5. Racing Area

The racing areas will be on the Indian River Lagoon east of the Sailing Center.

6. Schedule of Races

Saturday, 7 February

0800 - 1000 Registration and sail inspection

1030 Skippers Meeting

1130 First warning signal

Cook out to follow racing & de-rigging

Sunday, 8 February

1030 First Warning signal

Cook out to follow racing & de-rigging

Monday, 9 February

1030 First warning signal

1500 No warning signal after 1500

Awards to follow after last race

There will be a maximum of 4 races per day.

7. Courses

- 7.1 The diagrams and descriptions in “Attachment A” define the courses, including the approximate angles between legs, the order in which marks are to be passed, and the side on which each mark is to be left.
- 7.2 The course to be sailed, along with fleets making up the starting division, will be posted on the starboard side of the RC Signal boat.
- 7.3 When the trapezoidal course is used, the first starting division for each race will sail the outside course and the second division will sail the inside course.

8. Marks

- 8.1 The starting mark will be an orange inflatable cylinder or an RC “pin” boat from which an orange flag is displayed.
- 8.2 The windward, reach, and gate marks will be orange tetrahedrons. The windward-offset mark, if present, will be a green smaller tetrahedron (baby tet).
- 8.3 The finish mark will be a yellow inflatable cylinder.
- 8.4 If only one gate mark is in place, it shall be rounded to port.
- 8.5 In a course change, a yellow tetrahedron will replace the orange windward mark.

9. The Start

- 9.1 The Class Flag will be a white Laser Class flag.
- 9.2 The starting line will be between a staff displaying an orange flag on the race committee signal boat and the port-end starting mark or the staff from which an orange flag is displayed on the pin boat.
- 9.3 If flag U has been displayed as the preparatory signal, no part of a boat's hull, crew, or equipment shall be in the triangle formed by the ends of the starting line and the first mark during the last minute before her starting signal. If a boat breaks this rule and is identified she shall be disqualified without a hearing but not if the race is restarted or resailed or postponed or abandoned before the starting signal. This changes rule 26.
- 9.4 A boat may not start later than 5 minutes after her starting signal.

10. Change Of The Next Leg Of The Course

- 10.1 To change the next leg of the course, the race committee may lay a new mark (or gate, or finishing line mark) and remove the original mark(s) as soon as possible. When in a subsequent change a new mark is replaced, it will be replaced by an original mark. The race committee may also move an existing mark.
- 10.2 A gate or offset mark may be adjusted at any time without signaling a course change.

11. The Finish

- 11.1 The finishing line will be between a staff displaying an orange flag on a race committee boat and the nearby finishing mark.
- 11.2 Flag A displayed, with no sound, while boats are finishing means ‘No more races will be started today.’

12. Time Limit & Abandonment

- 12.1 The time limit for the first boat to sail the course and finish is 60 minutes. Boats still racing more than 30 minutes after the first boat sails the course and finishes will be scored TLE. This changes rules 35, 63.1, A5, and A11.

13. Protests

- 13.1 The protest time limit is 30 minutes from the time the race committee signal boat docks. The docking time will be posted on the Notice Board.
- 13.2 Additional instructions on protests and time limits for redress requests will be posted on the Official Notice Board.

14. Scoring

- 14.1 A completed race is one in which all four fleets (both divisions) have been scored.
- 14.2 A minimum of one race must be completed to constitute a regatta.
- 14.3 When fewer than 5 races have been completed, a boat's series score will be the total of her race scores. (1 drop for 5 or more).

- 14.4 The NA Masters handicap system will be used to score the overall series. For each race: Apprentices - add 3 points - Masters - add 2 points - Grand Masters - add 1 point - Great Grand Masters - add 0.
- 14.5 The score for TLE is number of finishers within the time limit plus 2. This changes rule A4.2.
- 14.6 The scores for DNC, DNS, OCS, ZFP, BFD, UFD, DNF, RET and DSQ shall be one point more than the number of entered boats in the largest starting division. This changes rule A 4.2.

15. Safety

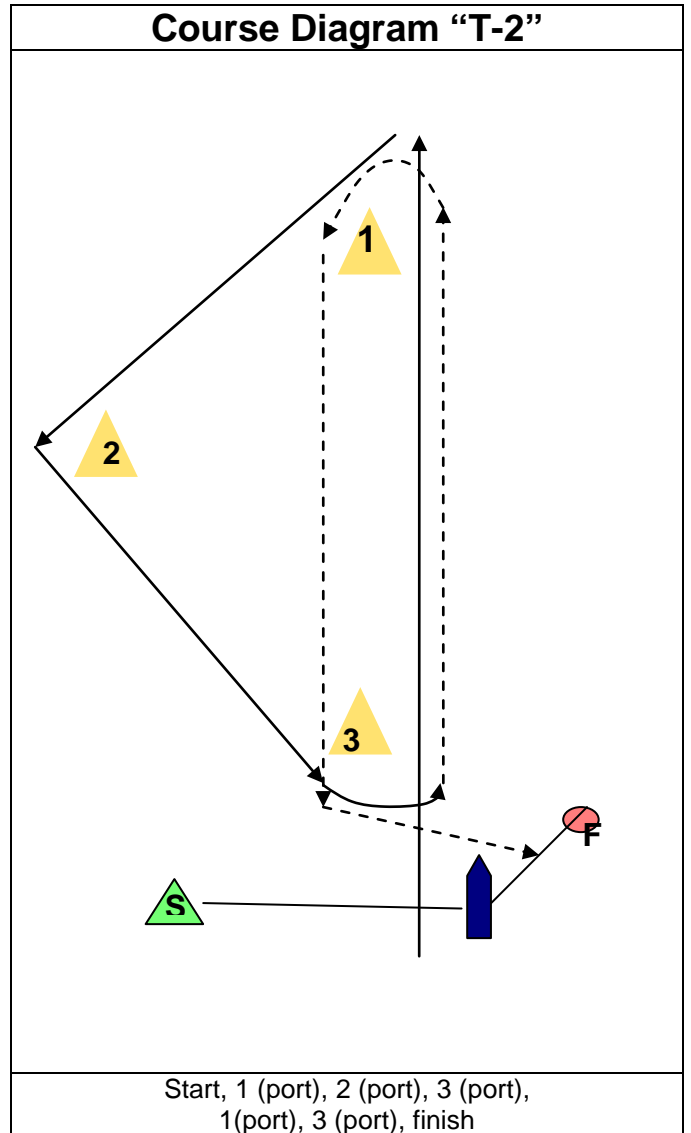
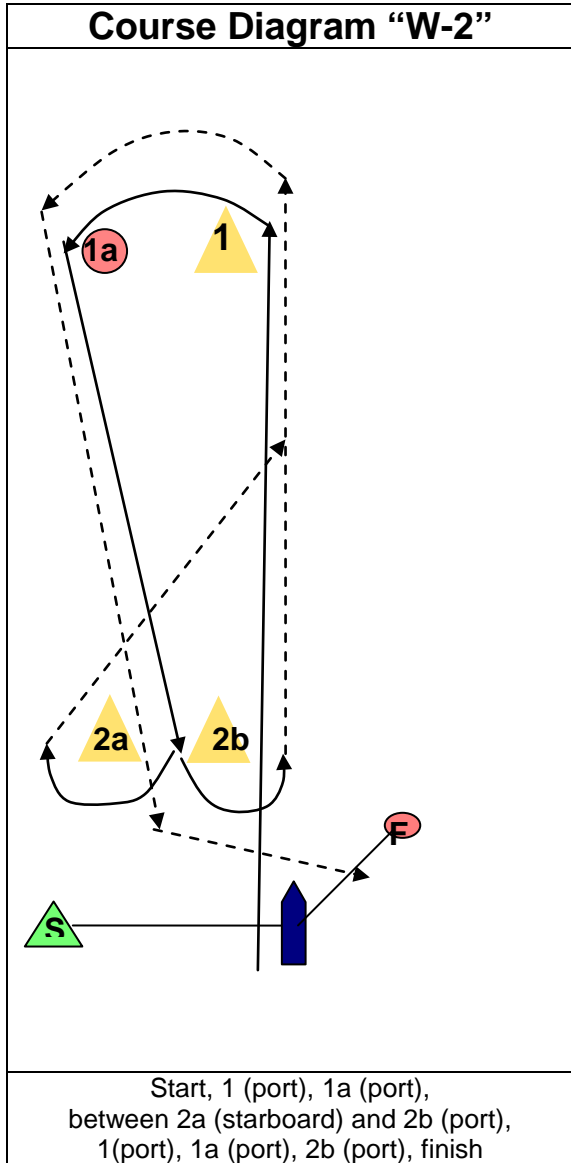
- 15.1 Personal flotation devices shall be worn at all times while racing, except briefly while changing or adjusting clothing or personal equipment.
- 15.2 All boats shall check in with the race committee Signal boat displaying code flag "L", prior to the warning signal of the first race each day by sailing past the stern of the signal boat and hailing her sail number until acknowledged by the race committee.
- 15.3 A competitor that retires from a race or intends not to start a race shall inform the nearest safety or race committee boat as soon as possible.
- 15.4 Competitors participate in the regatta entirely at their own risk. See Rule 4, 'Decision To Race'. The organizing authority will not accept any liability for material damage or personal injury or death sustained in conjunction with or prior to, during or after the regatta.

16. Prizes

1st Overall, 1st Overall Female, 12 prizes to be awarded for the Age divisions with distribution at the discretion of the OA. This changes NOR 9.

Attachment A

An "OFFSET" mark (1a) may be used at the windward mark. If present, it MUST be rounded



Course "W-3"
Start, 1(port), 1a (port), between 2a (starboard) and 2b (port), 1 (port), 1a (port), between 2a (starboard) and 2b (port), 1 (port), 1a (port), 2b (port), finish.

Course "T-3"
Start, 1(port), 1a (port if present), 2 (port), 3 (port), 1(port), 1a (port if present), 3 (port), 1(port), 1a (port if present), 3 (port), finish.

Attachment A

(page 2)

Trapezoidal Courses

2



Outer Trap

Start, 1 (to port), 2 (to port), 3 (S or P), 2 (to port), 3P (to port),
Finish

Inner Trap

Start, 1 (to port), 4 (S or P), 1 (to port), 2 (to port), 3P (to port),
Finish

3S



3P



1



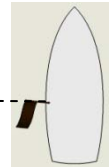
4P



4S



Start



Finish



Laser Masters Midwinters Fleet Rotation

Race Number	Starting Division 1	Starting Division 2
1	Yellow / Green	Pink / Blue
2	Pink / Yellow	Blue / Green
3	Blue / Yellow	Green / Pink
4	Pink / Blue	Yellow / Green
5	Blue / Green	Pink / Yellow
6	Green / Pink	Blue / Yellow
7	Yellow / Green	Pink / Blue
8	Pink / Yellow	Blue / Green
9	Blue / Yellow	Green / Pink
10	Pink / Blue	Yellow / Green
11	Blue / Green	Pink / Yellow
12	Green / Pink	Blue / Yellow