

49er, 49erFX and Nacra 17 North American Championships
Presented by Tampa Bay Charities, Inc.
February 3 - 8, 2015

The Organizing Authority is Clearwater Community Sailing Center (CCSC)

1001 Gulf Blvd., Clearwater, Florida 33767

<http://www.clearwatercommunitysailing.org>

In conjunction with the International 49er and Nacra 17 Class Associations

Sailing Instructions

1. Rules

1.1 The regatta will be governed by the rules as defined in The Racing Rules of Sailing (RRS) including the US Sailing Prescriptions available at

<http://www.clearwaterbeachsailing.com/#!/2015-clearwater-north-americans/c75z> .

1.2 If there is a conflict between the Sailing Instructions and any other document governing the event, the Sailing Instructions take precedence except that neither shall change nor alter any class rules. This changes rule 63.7.

1.3 If there is a conflict between languages, the English text will take precedence.

1.4 Appendix P – Special Procedures for RRS 42 will apply.

2. Identification Boats may be required to affix stickers provided by the organizing authority on both sides of the forward 25% of the hull, 300 mm from the bow.

3. Cameras and Electronic Equipment Boats may be required to carry onboard cameras, sound equipment or positioning equipment as specified by the organizing authority. Competitors may also use their own camera recording equipment and attachments, but these must be removable for weighing. A boat shall not be given redress based on a claim involving this equipment. This changes RRS 62.1.

4. Notices To Competitors Notices to competitors will be posted on the Official Notice Board on the upper level of CCSC.

5. Changes to Sailing Instructions Any change to the sailing instructions will be posted by 0830 on the day it will take effect, except that any change in the schedule of races will be posted before 2000 on the day before it will take effect.

6 Signals Made Ashore

6.1 Signals made ashore will be displayed from the flagpole on the East side of CCSC.

When a signal is displayed over a class flag, it applies to that class only.

6.2 When flag AP is displayed ashore, “one minute” is replaced with not less than “30minutes” in the race signal AP.

7. Schedule of Events

7.1

Tuesday 3 February	Registration Medical & Release forms required	1300 to 1700
Wednesday 4 February	Registration Medical & Release forms required	1000 to 1500
Thursday 5 February	Registration - Medical & Release forms required Skippers & Coaches Meeting First Warning More Races to follow	0800 to 0900 0930 1100
Friday 6 February	First Warning More Races to follow	1030

Saturday 7 February	First Warning More Races to follow	1030
Sunday 8 February	First Warning More Races to follow Closing Ceremony and Awards ASAP after racing	1030

7.2.No more than three races per fleet will be sailed each day although one extra race per day may be sailed provided that no class becomes more than one race ahead of schedule and the change is made according to instruction 4.

7.3 On the last scheduled day of the regatta, no warning signal will be made after 1600.

7.4 When more than one race or sequence of races will be held on the same day, the warning signal for each succeeding race will be made as soon as practicable.

8. Format of Racing The regatta will consist of eleven fleet races.

9. Class Flags will be imprinted with the insignia of each class.

10. Racing Areas Attachment A shows the location of racing areas.

11. The Courses

11.1 The diagrams in Attachment B show the course to be sailed, the order in which the marks are to be passed, the side on which each mark is to be left and the signals indicating the number of rounds to be sailed.

11.2 No later than the warning signal, the race committee signal vessel will display the approximate compass bearing from the race committee signal vessel to the first mark and the course designation on a white board at the stern.

11.3 There will be gates at the leeward marks.

11.4 In a change of course, a gate may be replaced by a single mark to be left to port.

11.5 On the last leg to the finish, the leeward gate (or mark) is not a mark of the course.

12. Marks

12.1 For the **49er and 49er FX**:

- Marks 1, 4p and 4s will be orange tetrahedrons.
- Starting marks will be race committee vessels.
- Finishing marks will be race committee vessels.
- New marks, as provided in instruction 14.1, will be orange tetrahedrons.

12.2 For the **Nacra 17**:

- Marks 1,4p and 4s will be yellow tetrahedrons.
- Mark 1a (offset) will be an orange ball.
- Starting marks will be race committee vessels.
- Finish marks will be race committee vessels.
- New marks, as provided in instruction 14.2, will be yellow tetrahedrons with a black band.

13. The Start

13.1 Races will be started by using RRS 26 with the warning signal made five minutes before the starting signal.

13.2 The starting line will be between staffs displaying orange flags on the starting marks (race committee starting vessels) at each end of the starting line.

13.3 To alert boats that a race or sequence of races will begin soon, the orange starting line flag will be displayed from the race committee signal boat with one sound not less than two minutes before the warning signal is displayed for the 49ers and 49erFXs and five minutes for the Nacra 17s.

13.4 A boat whose warning signal has not been made shall avoid the starting area.

13.5 If flag U has been displayed as the preparatory signal, no part of a boat's hull, crew or equipment shall be in the triangle formed by the ends of the starting line and the first mark during the last minute before her starting signal. If a boat breaks this and is identified, she shall be disqualified without a hearing but not if the race is restarted or

resailed or postponed or abandoned before the starting signal. This changes RRS 26. When flag U is used as the preparatory signal, RRS 29.1, Individual Recall does not apply. The scoring abbreviation for a flag U penalty is UFD. This changes RRS A11. 13.6 10.5 A boat starting later than four minutes after her starting signal will be scored Did Not Start without a hearing. This changes RRS A4 and A5

14. Change of the Next Leg of the Course

14.1 For the 49er and 49er FX the race committee will move the original marks (or move the finishing line) to a new position.

14.2 For the Nacra 17s, the race committee will lay a new mark (or move the finishing line) and remove the original mark as soon as practicable. When in a subsequent change a new mark is replaced, it will be replaced by an original mark.

15. The Finish

15.1 The finish line will be between staffs displaying orange flags on the finishing marks (race committee vessels).

15.2 Flag A displayed, with no sound, while boats are finishing means “No more racing today”.

16. Time Limits

16.1 Time limits are as follows:

Class	Course Time Limit	Mark 1 Time Limit	Time to Finish After First Boat Finishes
49er & 49er FX	45 Minutes	15 Minutes	15 Minutes
Nacra 17	120 Minutes	30 Minutes	30 Minutes

16.2 If no boat has passed Mark 1 within the Mark 1 time limit the race will be abandoned.

16.3 49ers and 49er FXs failing to finish within 15 minutes and Nacra 17s failing to finish within 30 minutes after the first boat sails the course and finishes will be scored Did Not Finish without a hearing. This changes rules 35, A4.1, A5 and A11.

17. Penalty System

17.1 RRS 44.1 and RRS P2.1 are changed so that the One-Turn Penalty replaces the Two-Turns Penalty.

17.2 For the 49er and 49erFX, RRS 44.1(b) is changed by adding: “One broken tiller extension is not considered serious damage

17.3 Appendix P will apply as changed by instruction 17.1.

18. Protests and Requests for Redress

18.1 Protest forms are available at the race office located on the second level of CCSC. Protests and requests for redress or reopening shall be delivered there within the protest time limit.

18.2 The protest time limit will be posted on the official notice board located on the second level of CCSC. The protest time limit will be 60 minutes after the last boat of her fleet has finished the last race of the day or the race committee signals no more racing today, whichever is later. The same time limit applies to protests by the race committee and protest committee about incidents they observe in the racing area. This time limit also applies to requests for redress. This changes RRS 61.3 and 62.2.

18.3 Notices will be posted within 30 minutes of the protest time limit to inform competitors of hearings in which they are parties or named as witnesses. Hearings will be held in the protest room located at CCSC. Hearings may start before the scheduled time with the agreement of all parties.

18.4 The race committee or protest committee intending to protest a boat under RRS 60.2 or 60.3 will comply with RRS 61.1(b) by informing her through posting a notice before the end of the protest time limit of the last fleet to finish in each Class.

18.5 A list of boats that have been penalized under RRS Appendix P on the water or have been disqualified by the jury will be posted on the official notice board.

18.6 For the purposes of 64.3(b), the “authority responsible” is the measurer appointed by the organizing authority.

18.7 Breaches of instructions 2, 3, 21, 21.2, 22, 24, 25, and 26 will not be grounds for protest by a boat. This changes RRS 60.1(a). Penalties for these breaches may be less than disqualification if the jury so decides.

18.8 On the last day of racing a request for reopening a hearing shall be delivered:

(a) within the protest time limit if the party requesting reopening was informed of the decision on the previous day;

(b) no later than 30 minutes after the party requesting reopening was informed of the decision on that day. This changes RRS 66.

18.9 If the race committee posts a list of boats scored OCS, ZFP, BFD or UFD (under Flag “U”), on the official notice board before the protest time limit, a request for redress based on such a posted score shall be made no later than one hour after the protest time limit. This changes RRS 26.

19. Scoring

19.1 Three races are required to be completed to constitute a series.

19.2. When fewer than three races have been completed, a boat’s series score will be the total of her race scores.

19.3 When three or more races have been completed, a boat’s series score shall be the total of her race scores excluding her worst score.

19.4 To request correction of an alleged error in posted scores, a boat shall complete a scoring enquiry form available at the race office and return it to the race office as soon as practicable. The scoring enquiry may be regarded as a request for redress.

19.5 The scoring abbreviation for a discretionary penalty imposed under instruction 18.7 will be “DPI”.

20. Safety

20.1 Boats not leaving shore for the day’s races shall notify the race office as soon as possible.

20.2 On each day of racing, competitors will **personally sign out** at the race office (located on the second level of CCSC) prior to proceeding to the water. Upon completion of racing each day, each competitor will, likewise, **personally sign in** at the race office. Sign in shall be completed prior to the expiration of time for submitting protests as described in sailing instruction 18.2. **Sign out and sign in by other parties will not be accepted.**

20.3 A competitor that withdraws from a race or intends not to start a race shall inform the nearest race committee boat as soon as possible. In the event this is impossible, then immediately after arriving ashore the competitor shall notify a regatta representative at the race office and follow the same procedure as in instruction 17.2.

20.4 Competitors shall wear a personal flotation device at all times while afloat, except temporarily while changing clothes.

21.Replacement of Crew or Equipment

21.1 Replacement of helm, crew or equipment shall require written approval of the protest committee.

21.2 Request for replacement of helm, crew or equipment shall be made to the protest committee at the first reasonable opportunity. On Sunday, February 8, any replacement equipment shall be approved no later than the protest time limit.

22. Equipment and Measurement Checks

A boat or equipment may be checked for compliance with the class rules and sailing instructions at any time. On the water, a boat can be instructed by a race committee measurer to proceed immediately to a designated area for measurement checks.

23. Official Boats will be marked as follows:

Race Committee Signal Boat RC on dark blue background

Race committee finish boat	RC on dark blue background
Race committee mark boats	Letter "O" on light blue background
Judge boats	White letters "JUDGE" on light blue background
Coach/support boats	White flag with black or blue numbers
Safety boats	Orange flags with black letters

24. Support Boats

24.1 Team leaders, coaches and other support personnel shall not be in the area where boats are racing or within 50 meters of any boat racing from the time of the preparatory signal for the first fleet to start until all boats have finished or the race committee signals a postponement, general recall or abandonment. This instruction does not apply during rescue operations.

24.2 Support boats will be issued a numbered flag during registration. This flag will be clearly displayed at all times while under way. When the flag is returned, the \$35 flag deposit will be refunded.

24.3 Support boats that are motoring at more than 5 knots shall remain at least 150 meters from any boat that is racing.

24.4 Support boats shall comply with any reasonable request from a regatta official.

24.5 Support boats are at all times submitted to the organizing committee and race committee authority, are legally considered as assistance/rescue boats and must comply with any instructions given by these authorities or by the police.

24.6 When flag "V" is displayed by the race committee signal vessel, coach and other support boats will collaborate with the race committee in rescue tasks


24.7 The protest committee may direct the organizing authority to revoke privileges from any boat or person found to be in breach of instruction 24.

25. Trash Disposal As sailors, we seek to protect and restore our oceans and coastal waters. Boats shall not intentionally put trash in the water. Trash may be placed on support and race committee boats. The penalty for breaking RRS 55 is at the discretion of the protest committee and may be less than disqualification.





26. Radio Communication Except in an emergency, a boat shall neither make radio transmissions while racing nor receive radio communications not available to all boats. This restriction also applies to mobile telephones.

28. Prizes Prizes will be given to the first five finishers in each fleet.

29. Competitors participate in the regatta entirely at their own risk. See RRS 4, Decision to Race. The organizing authority will not accept any liability for material damage or personal injury or death sustained in conjunction with or prior to, during or after the regatta.



ATTACHMENT B (page 1 of 2)

<p><u>IA</u></p>  <p>Course: Same As Course I Except with Offset Mark 1A</p> <table border="1" style="width: 100%; border-collapse: collapse;"> <thead> <tr> <th style="width: 15%;">Signal</th> <th>Mark Rounding Order</th> </tr> </thead> <tbody> <tr> <td>IA2</td> <td>Start - 1 - 1a - 4s/4p - 1 - 1a - 2 - 3p - Finish</td> </tr> <tr> <td>IA3</td> <td>Start - 1 - 1a - 4s/4p - 1 - 1a - 4s/4p - 1 - 1a - 2 - 3p - Finish</td> </tr> <tr> <td>IA4</td> <td>Start - 1 - 1a - 4s/4p - 1 - 1a - 4s/4p - 1 - 1a - 4s/4p - 1 - 1a - 2 - 3p - Finish</td> </tr> </tbody> </table>	Signal	Mark Rounding Order	IA2	Start - 1 - 1a - 4s/4p - 1 - 1a - 2 - 3p - Finish	IA3	Start - 1 - 1a - 4s/4p - 1 - 1a - 4s/4p - 1 - 1a - 2 - 3p - Finish	IA4	Start - 1 - 1a - 4s/4p - 1 - 1a - 4s/4p - 1 - 1a - 4s/4p - 1 - 1a - 2 - 3p - Finish	<p><u>LGA</u></p>  <p>Course: Same as LG Except With Offset Mark 1a</p> <table border="1" style="width: 100%; border-collapse: collapse;"> <thead> <tr> <th style="width: 15%;">Signal</th> <th>Mark Rounding Order</th> </tr> </thead> <tbody> <tr> <td>LGA2</td> <td>Start - 1 - 1a - 4s/4p - 1 - 1a - 4s - Finish</td> </tr> <tr> <td>LGA3</td> <td>Start - 1 - 1a - 4s/4p - 1 - 1a - 4s/4p - 1 - 1a - 4s - Finish</td> </tr> <tr> <td>LGA4</td> <td>Start - 1 - 1a - 4s/4p - 1 - 1a - 4s/4p - 1 - 1a - 4s/4p - 1 - 1a - 4s - Finish</td> </tr> </tbody> </table>	Signal	Mark Rounding Order	LGA2	Start - 1 - 1a - 4s/4p - 1 - 1a - 4s - Finish	LGA3	Start - 1 - 1a - 4s/4p - 1 - 1a - 4s/4p - 1 - 1a - 4s - Finish	LGA4	Start - 1 - 1a - 4s/4p - 1 - 1a - 4s/4p - 1 - 1a - 4s/4p - 1 - 1a - 4s - Finish
Signal	Mark Rounding Order																
IA2	Start - 1 - 1a - 4s/4p - 1 - 1a - 2 - 3p - Finish																
IA3	Start - 1 - 1a - 4s/4p - 1 - 1a - 4s/4p - 1 - 1a - 2 - 3p - Finish																
IA4	Start - 1 - 1a - 4s/4p - 1 - 1a - 4s/4p - 1 - 1a - 4s/4p - 1 - 1a - 2 - 3p - Finish																
Signal	Mark Rounding Order																
LGA2	Start - 1 - 1a - 4s/4p - 1 - 1a - 4s - Finish																
LGA3	Start - 1 - 1a - 4s/4p - 1 - 1a - 4s/4p - 1 - 1a - 4s - Finish																
LGA4	Start - 1 - 1a - 4s/4p - 1 - 1a - 4s/4p - 1 - 1a - 4s/4p - 1 - 1a - 4s - Finish																
<p><u>LA</u></p>  <p>Course: Same As Course L Except with Offset Mark 1A</p> <table border="1" style="width: 100%; border-collapse: collapse;"> <thead> <tr> <th style="width: 15%;">Signal</th> <th>Mark Rounding Order</th> </tr> </thead> <tbody> <tr> <td>LA2</td> <td>Start - 1 - 1a - 4s/4p - 1 - 1a - Finish</td> </tr> <tr> <td>LA3</td> <td>Start - 1 - 1a - 4s/4p - 1 - 1a - 4s/4p - 1 - 1a - Finish</td> </tr> <tr> <td>LA4</td> <td>Start - 1 - 1a - 4s/4p - 1 - 1a - 4s/4p - 1 - 1a - 4s/4p - 1 - 1a - Finish</td> </tr> </tbody> </table>	Signal	Mark Rounding Order	LA2	Start - 1 - 1a - 4s/4p - 1 - 1a - Finish	LA3	Start - 1 - 1a - 4s/4p - 1 - 1a - 4s/4p - 1 - 1a - Finish	LA4	Start - 1 - 1a - 4s/4p - 1 - 1a - 4s/4p - 1 - 1a - 4s/4p - 1 - 1a - Finish	<p><u>LRA</u></p>  <p>Course: Same as LR Except With Offset Mark 1a</p> <table border="1" style="width: 100%; border-collapse: collapse;"> <thead> <tr> <th style="width: 15%;">Signal</th> <th>Mark Rounding Order</th> </tr> </thead> <tbody> <tr> <td>LRA2</td> <td>Start - 1 - 1a - 4s/4p - 1 - 1a - 4p - Finish</td> </tr> <tr> <td>LRA3</td> <td>Start - 1 - 1a - 4s/4p - 1 - 1a - 4s/4p - 1 - 1a - 4p - Finish</td> </tr> <tr> <td>LRA4</td> <td>Start - 1 - 1a - 4s/4p - 1 - 1a - 4s/4p - 1 - 1a - 4s/4p - 1 - 1a - 4p - Finish</td> </tr> </tbody> </table>	Signal	Mark Rounding Order	LRA2	Start - 1 - 1a - 4s/4p - 1 - 1a - 4p - Finish	LRA3	Start - 1 - 1a - 4s/4p - 1 - 1a - 4s/4p - 1 - 1a - 4p - Finish	LRA4	Start - 1 - 1a - 4s/4p - 1 - 1a - 4s/4p - 1 - 1a - 4s/4p - 1 - 1a - 4p - Finish
Signal	Mark Rounding Order																
LA2	Start - 1 - 1a - 4s/4p - 1 - 1a - Finish																
LA3	Start - 1 - 1a - 4s/4p - 1 - 1a - 4s/4p - 1 - 1a - Finish																
LA4	Start - 1 - 1a - 4s/4p - 1 - 1a - 4s/4p - 1 - 1a - 4s/4p - 1 - 1a - Finish																
Signal	Mark Rounding Order																
LRA2	Start - 1 - 1a - 4s/4p - 1 - 1a - 4p - Finish																
LRA3	Start - 1 - 1a - 4s/4p - 1 - 1a - 4s/4p - 1 - 1a - 4p - Finish																
LRA4	Start - 1 - 1a - 4s/4p - 1 - 1a - 4s/4p - 1 - 1a - 4s/4p - 1 - 1a - 4p - Finish																

ATTACHMENT B (page 2 of 2)

L

Course: Windward / Leeward

Signal	Mark Rounding Order
L2	Start - 1 - 4s/4p - 1 - Finish
L3	Start - 1 - 4s/4p - 1 - 4s/4p - 1 - Finish
L4	Start - 1 - 4s/4p - 1 - 4s/4p - 1 - 4s/4p - 1 - Finish

LS

Course: Windward/Leeward With Slalom Finish

Signal	Mark Rounding Order
LS2	Start - 1 - 4s/4p - 1 - 4p - S1 - S2 - S3 - Finish
LS3	Start - 1 - 4s/4p - 1 - 4s/4p - 1 - 4p - S1 - S2 - S3 - Finish
LS4	Start - 1 - 4s/4p - 1 - 4s/4p - 1 - 4s/4p - 1 - 4p - S1 - S2 - S3 - Finish

LG

Course: Windward / Leeward

Signal	Mark Rounding Order
LG2	Start - 1 - 4s/4p - 1 - 4s - Finish
LG3	Start - 1 - 4s/4p - 1 - 4s/4p - 1 - 4s - Finish
LG4	Start - 1 - 4s/4p - 1 - 4s/4p - 1 - 4s/4p - 1 - 4s - Finish

LR

Course: Windward / Leeward

Signal	Mark Rounding Order
LR2	Start - 1 - 4s/4p - 1 - 4p - Finish
LR3	Start - 1 - 4s/4p - 1 - 4s/4p - 1 - 4p - Finish
LR4	Start - 1 - 4s/4p - 1 - 4s/4p - 1 - 4s/4p - 1 - 4p - Finish